

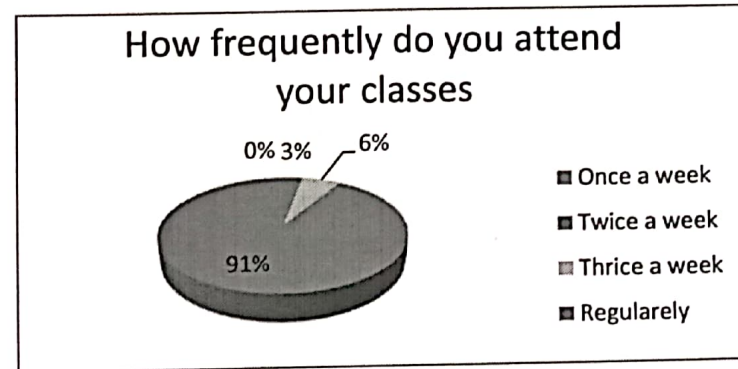
Brahma Valley College o Education Anjaneri Nashik 2021-2022 Feedback Form Analysis

B.Ed. First Year Students	Responces	
B.Ed. First Year Students	41	41%
B.Ed.Second Year Students	60	60%

A. EDUCATIONAL FEEDBACK

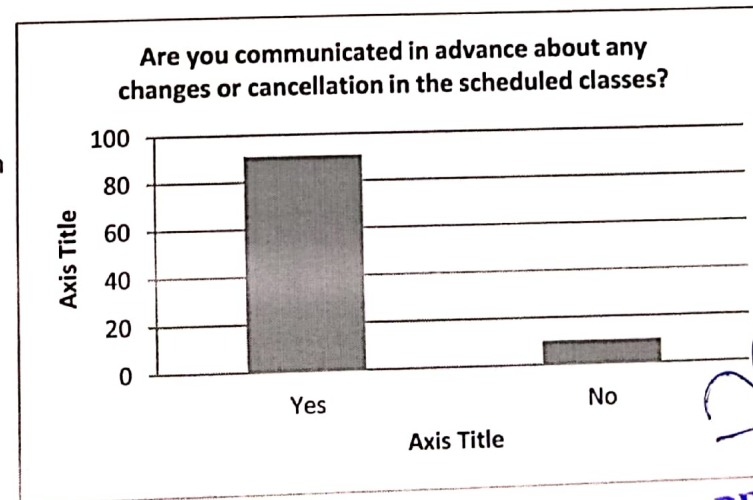
Question 1 How frequently do you attend your


Once a week	Twice a week	Thrice a week	Regularly
0	3	6	92
0.00	2.97	5.94	91.09



1.1 Are you communicated in advance about any changes or cancellation in the scheduled classes?

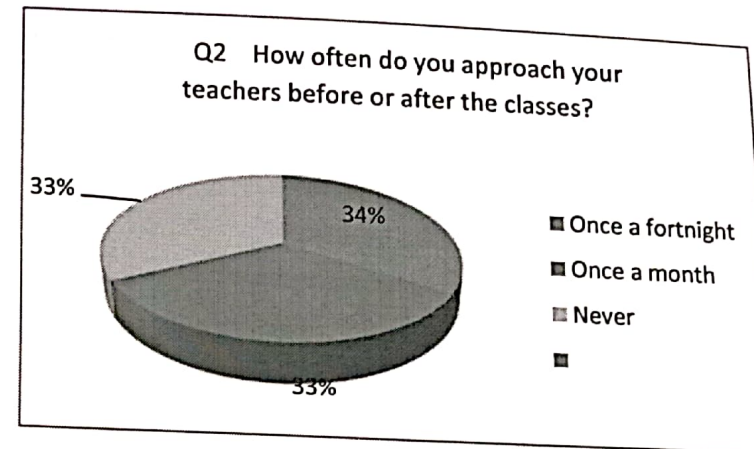
option	Yes	No
	91	10




PRINCIPAL
 Brahma Valley College of Education
 Anjaneri, Nashik

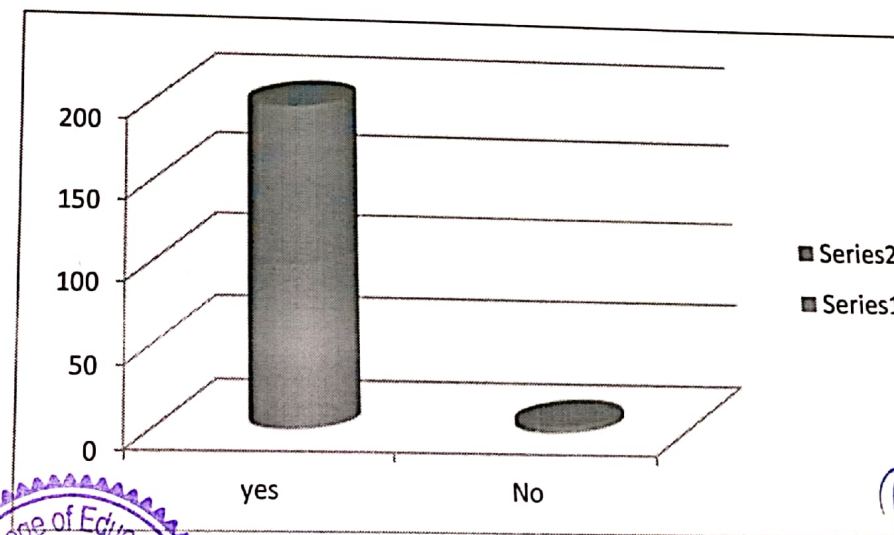
Q2 How often do you approach your teachers before or after the classes?

Once a week	Once a fortnight	Once a month	Never
98	1	1	1
97.03	0.99	0.99	0.99



3. Are your teachers available when you approach them during college working hours?

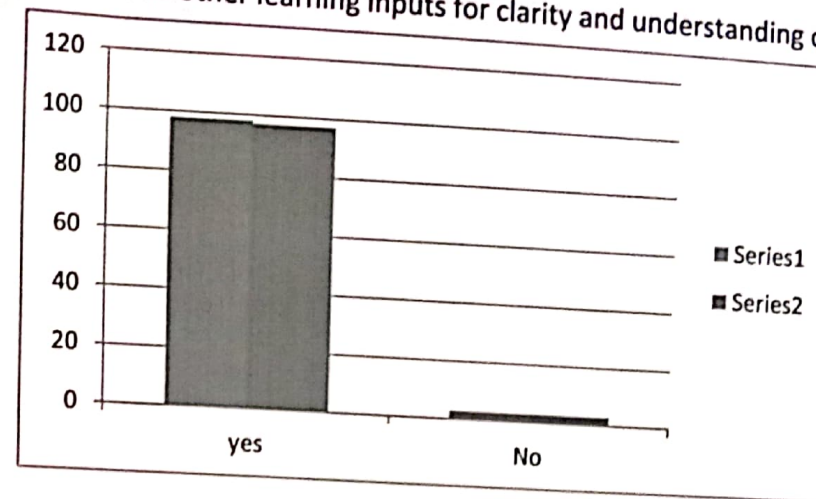
yes	No	Total
99	2	101
98.02	1.98	100.00



[Signature]
PRINCIPAL
 Brahma Valley College of Education
 Anjaneri, Nashik

Q.4. Do your teachers provide you with additional study material / notes and other learning inputs for clarity and understanding of the subject

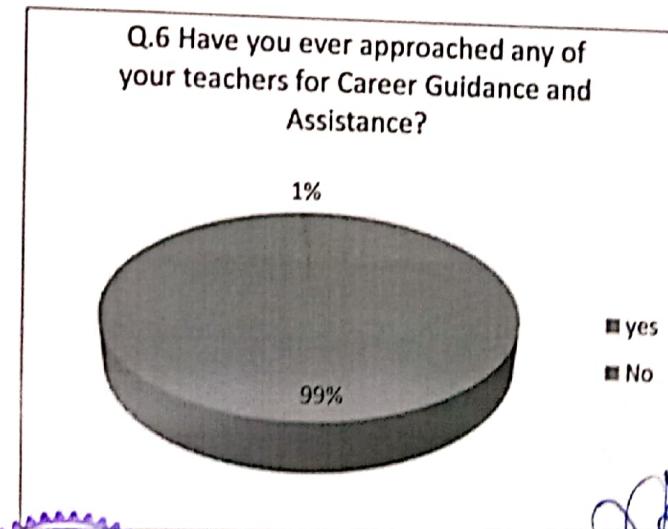
yes	No	Total
98	3	101
97.03	2.97	100.00



Q.5

Have you ever approached any of your teachers for Career Guidance and Assistance?

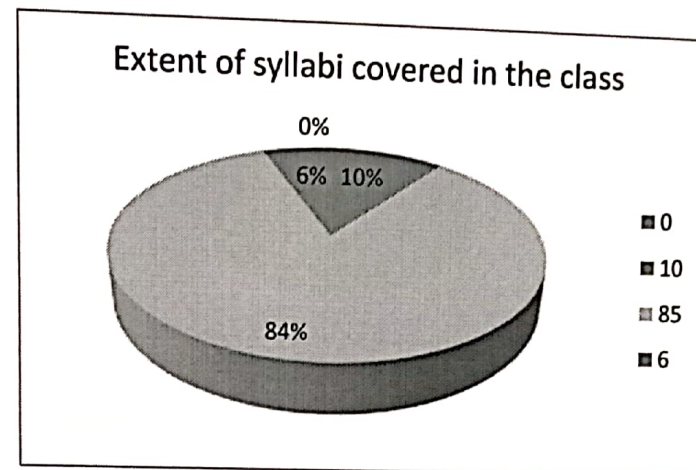
Option	yes	No	Total
Response	100	1	101



[Signature]
PRINCIPAL
 Prahma Valley College of Education
 Anjaneri, Nashik


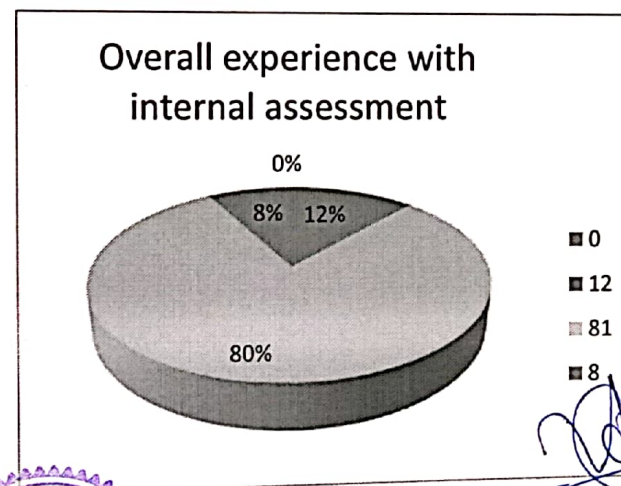
Q.6.1 Extent of syllabi covered in the class

	Average	Good	Very Good	Excellent
Students	0	10	85	6
Percentage	0.00	9.90	84.16	5.94



Q.6.2 Overall experience with internal assessment

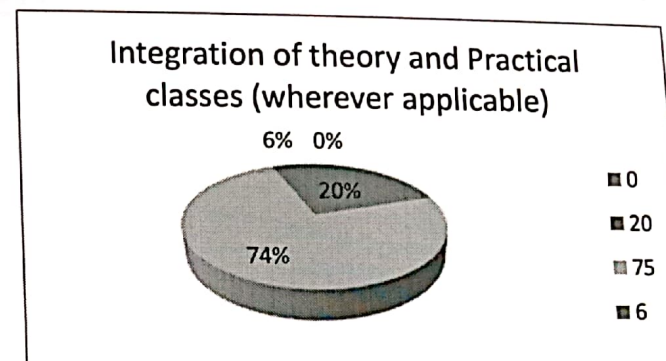
	Average	Good	Very Good	Excellent
Students	0	12	81	8
Percentage	0.00	11.88	80.20	7.92



[Signature]
PRINCIPAL
 Brahma Valley College of Education
 Anjneri, Nashik

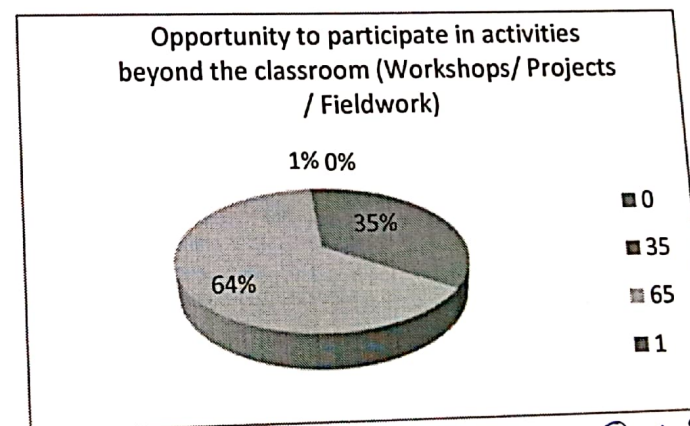
Q.6.3 Integration of theory and practical classes (wherever applicable)

	Average	Good	Very Good	Excellent
Students	0	20	75	6
Percentage	0.00	19.80	74.26	5.94



Q.6.4 Opportunity to participate in activities beyond the classroom (Workshops/ Projects / Fieldwork)

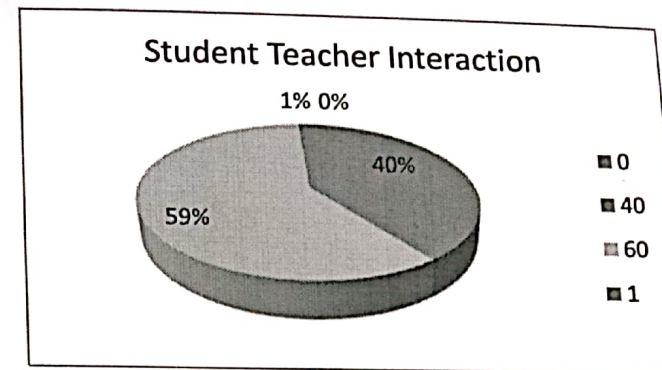
	Average	Good	Very Good	Excellent
Students	0	35	65	1
Percentage	0.00	34.65	64.36	0.99



[Signature]
PRINCIPAL
 Pratima Valley College of Education,
 Anjaneri, Nashik

Q.6.5 Student Teacher Interaction

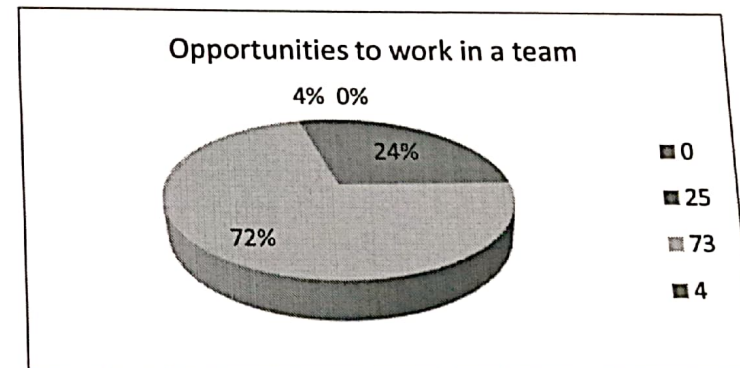
Average	Good	Very Good	Excellent
0	40	60	1
0.00	39.60	59.41	0.99



Opportunities to work in a team


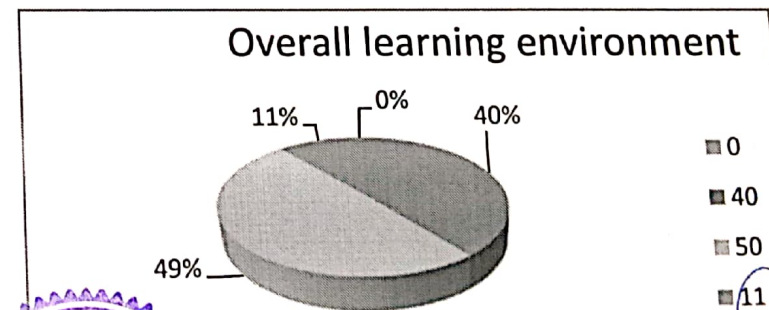
Q.6.6

Average	Good	Very Good	Excellent
0	25	73	4
0.00	24.75	72.28	3.96



Q.6.7 Overall learning environment

Average	Good	Very Good	Excellent
0	40	50	11
0.00	39.60	49.50	10.89



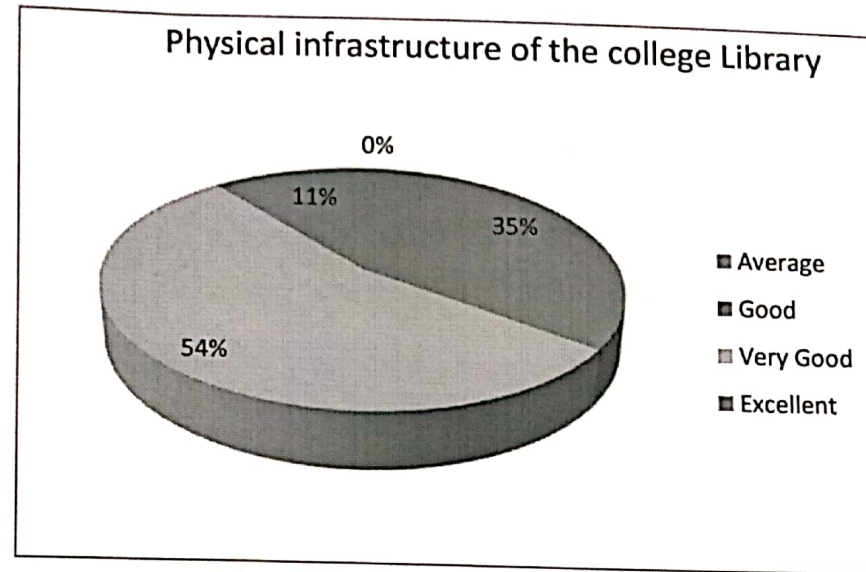
Signature

Brahma Valley College of Education
Anjaneri, Nashik

B . COLLEGE AND ADMINISTRATIVE INFRASTRUCTURE AND SUPPORT

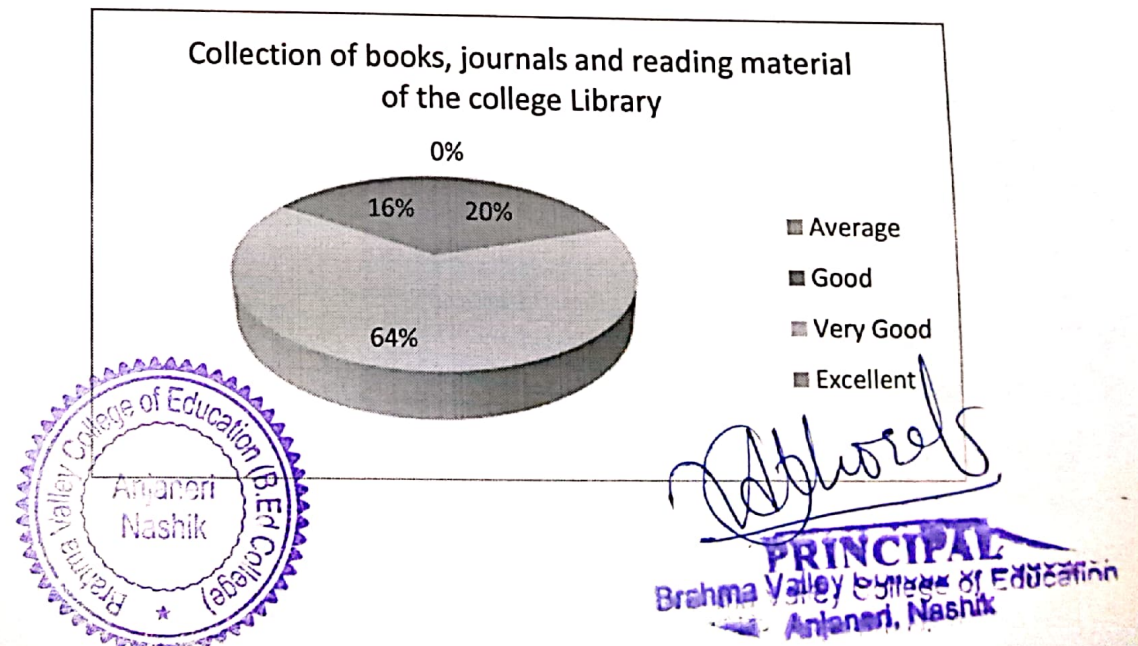
Q B1 Physical infrastructure of the college Library

Average	Good	Very Good	Excellent
0	35	55	11
0.00	34.65	54.46	10.89



Q B2 Collection of books, journals and reading material of the college Library

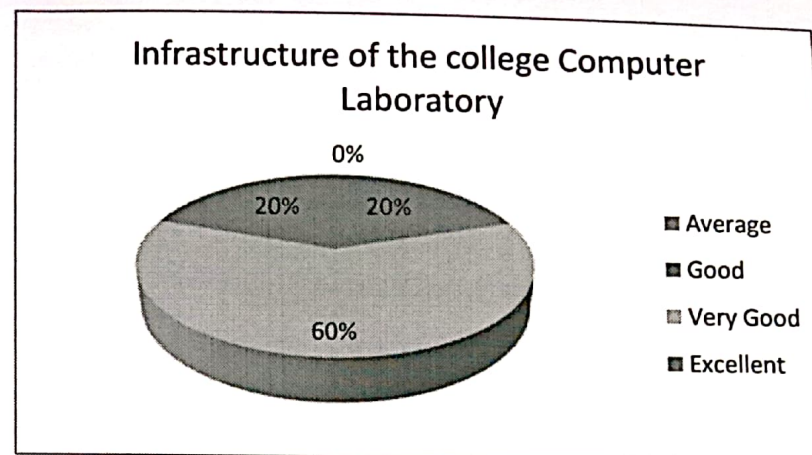
Average	Good	Very Good	Excellent
0	20	65	16
0.00	19.80	64.36	15.84



Q B4

Infrastructure of the college Computer Laboratory


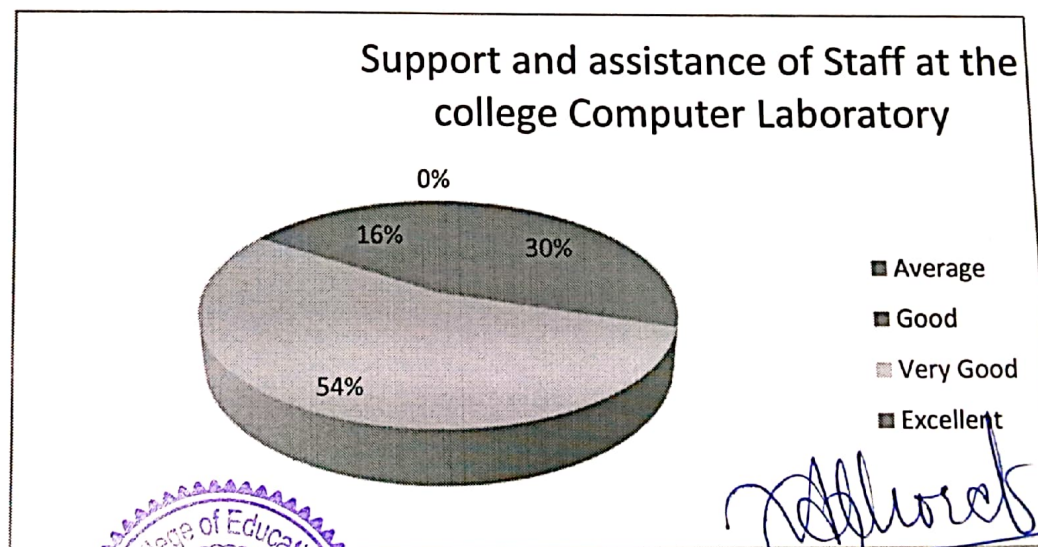
Average	Good	Very Good	Excellent
0	20	61	20
0.00	19.80	60.40	19.80



Q B5

Support and assistance of Staff at the college Computer Laboratory

Average	Good	Very Good	Excellent
0	30	55	16
0.00	29.70	54.46	15.84

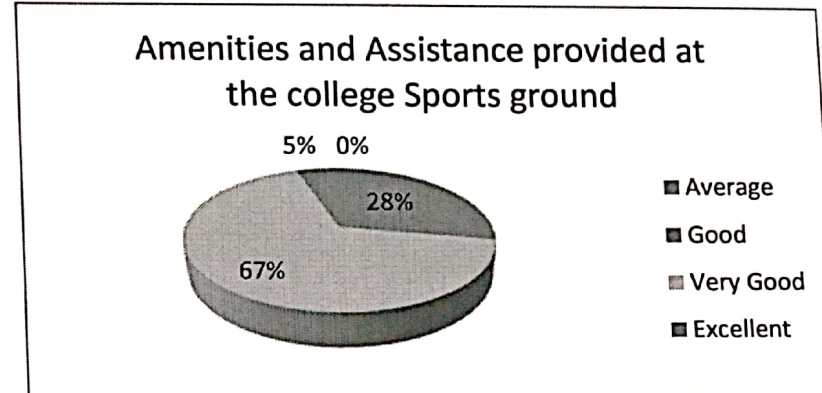


[Signature]
PRINCIPAL
 Brahma Valley College of Education
 Anjaneri, Nashik

Q B 8

Amenities and Assistance provided at the college Sports ground


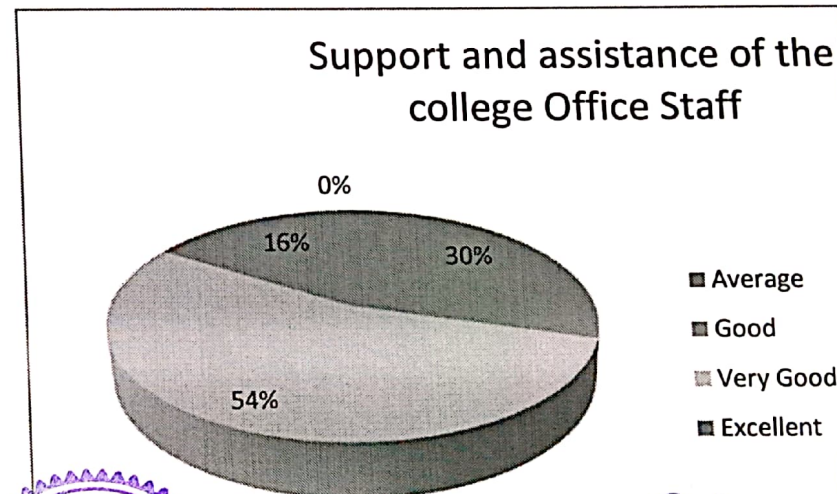
Average	Good	Very Good	Excellent
0	28	68	5
0.00	27.72	67.33	4.95



Q B 9

Support and assistance of the college Office Staff

Average	Good	Very Good	Excellent
0	30	55	16
0.00	29.70	54.46	15.84

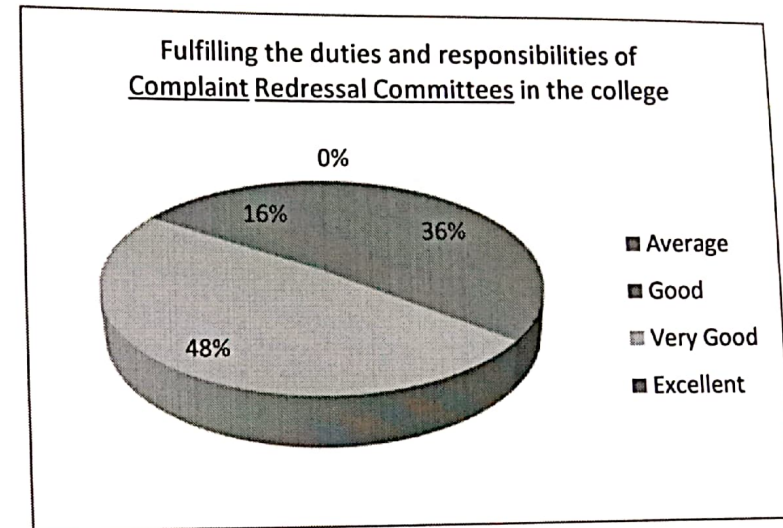


[Signature]
PRINCIPAL
 Brahma Valley College of Education
 Anjaneri, Nashik

Q B 10

Fulfilling the duties and responsibilities of Complaint Redressal Committees in the college

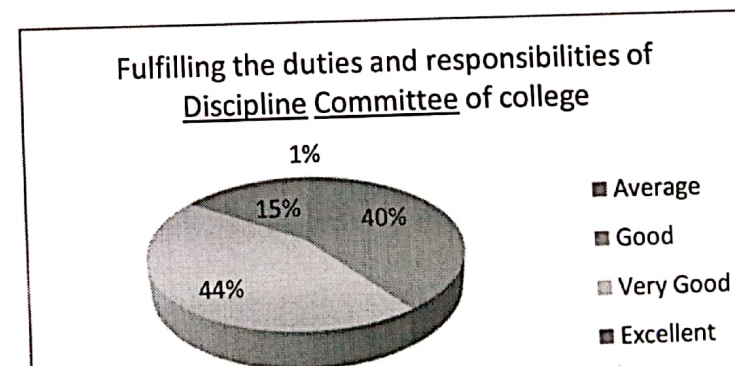
Average	Good	Very Good	Excellent
0	36	49	16
0.00	35.64	48.51	15.84



Q B 11

Fulfilling the duties and responsibilities of Discipline Committee of college

Average	Good	Very Good	Excellent
1	40	45	15
0.99	39.60	44.55	14.85

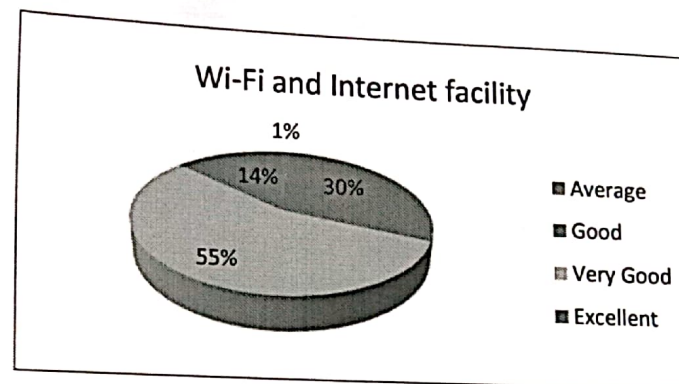


[Signature]
PRINCIPAL
 Brahma Valley College of Education
 Anjaneri, Nashik

QB 12

Wi-Fi and Internet facility

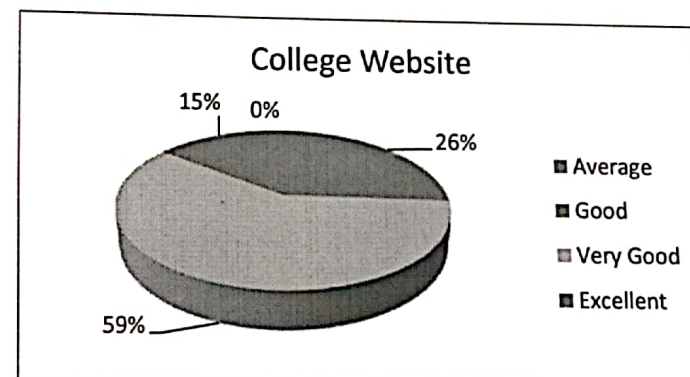
Average	Good	Very Good	Excellent
1	30	56	14
0.99	29.70	55.45	13.86



QB 14

College Website


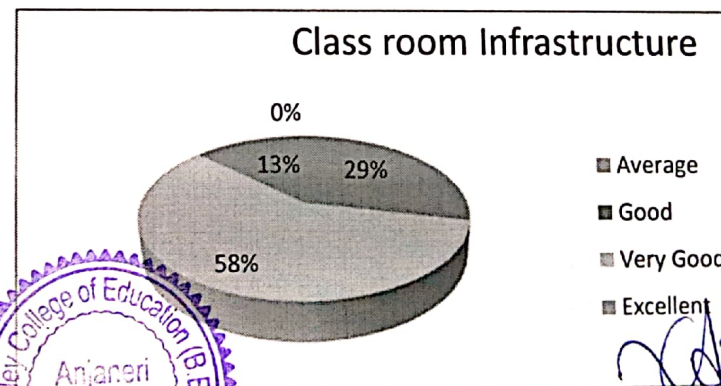
Average	Good	Very Good	Excellent
0	26	60	15
0.00	25.74	59.41	14.85



QB 15

Class room Infrastructure

Average	Good	Very Good	Excellent
0	29	59	13
0.00	28.71	58.42	12.87

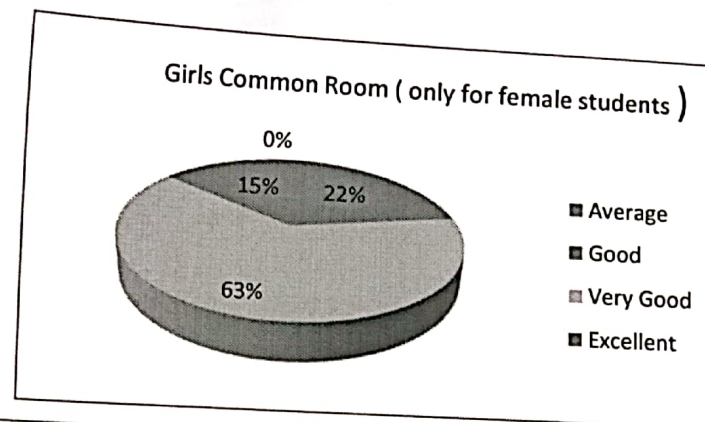


[Signature]
PRINCIPAL
 Brahma Valley College of Education
 Anjaneri, Nashik

QB 16

Girls Common Room (only for female students)

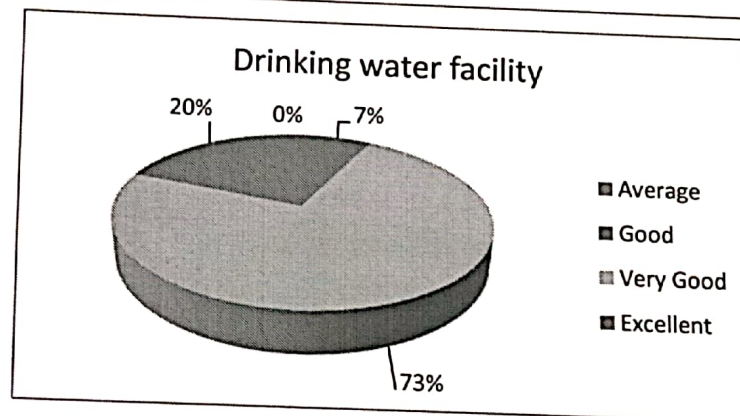
Average	Good	Very Good	Excellent
0	22	64	15
0.00	21.78	63.37	14.85



QB 17

Drinking water facility


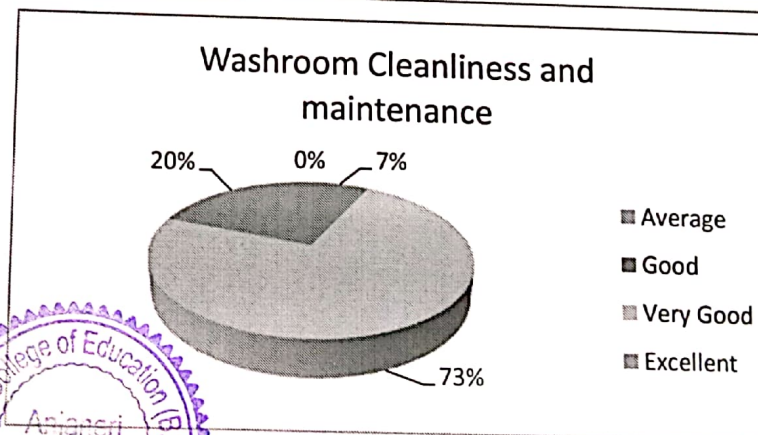
Average	Good	Very Good	Excellent
0	7	74	20
0.00	6.93	73.27	19.80



QB 18

Washroom Cleanliness and maintenance

Average	Good	Very Good	Excellent
0	7	74	20
0.00	6.93	73.27	19.80

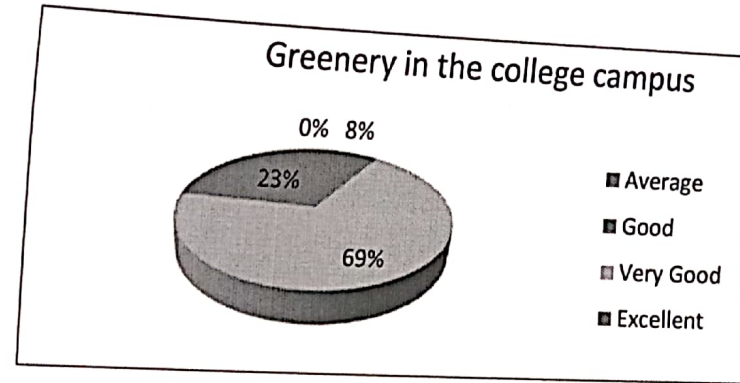


Abhorel
PRINCIPAL
 Brahma Valley College of Education
 Anjaneri, Nashik

QB 19

Greenery in the college campus

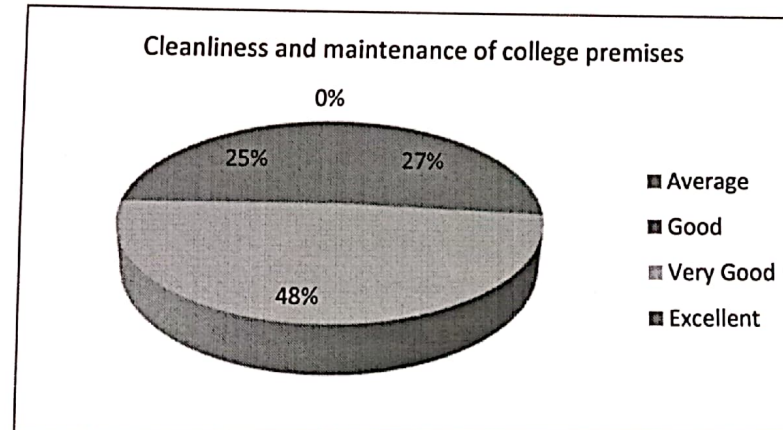
Average	Good	Very Good	Excellent
0	7	59	20
0.00	6.93	58.42	19.80



QB 20

Cleanliness and maintenance of college premises

Average	Good	Very Good	Excellent
0	27	49	25
0.00	26.73	48.51	24.75

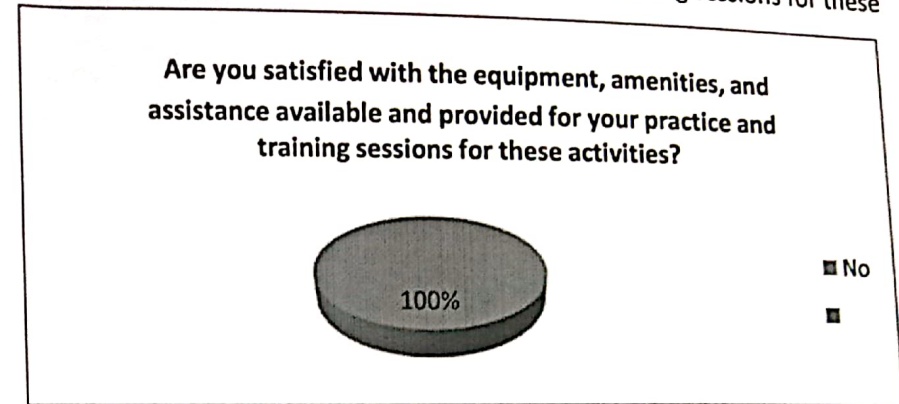


Adhikari
PRINCIPAL
 Brahma Valley College of Education
 Anjaneri, Nashik

Q C 3

3. Are you satisfied with the equipment, amenities, and assistance available and provided for your practice and training sessions for these activities?


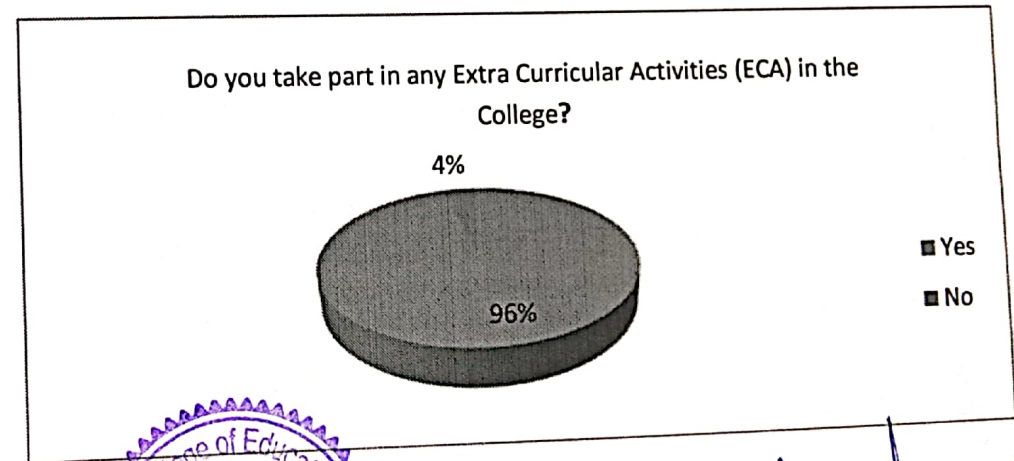
Yes	No
95	6
94.06	5.94



Q c 4

Do you take part in any Extra Curricular Activities (ECA) in the College?

Yes	No
97	4
96.04	3.96

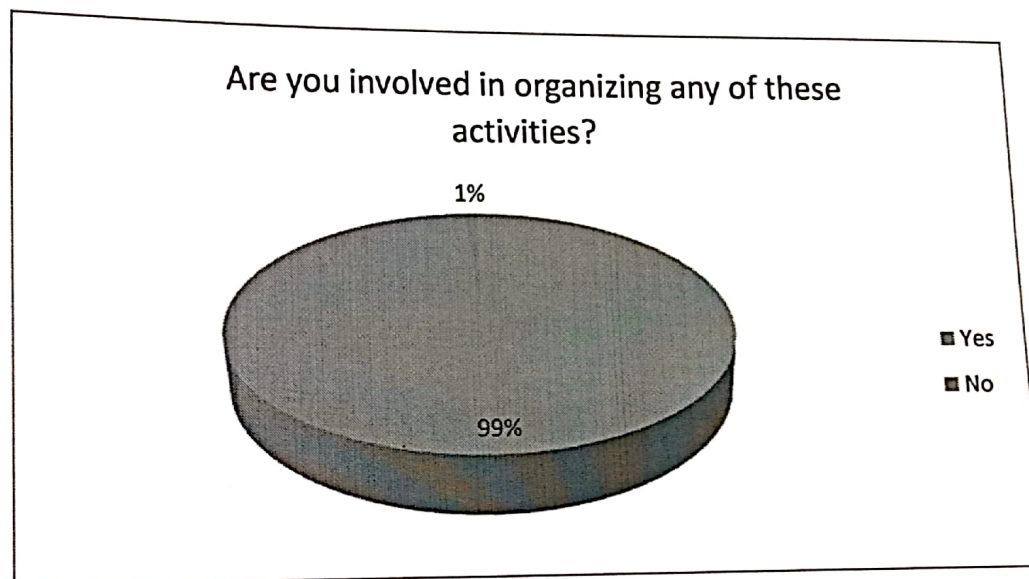



[Signature]
PRINCIPAL
 Brahma Valley College of Education
 Anjaneri, Nashik

QC 7

1. Are you involved in organizing any of these activities?

Yes	No
100	1
99.01	0.99

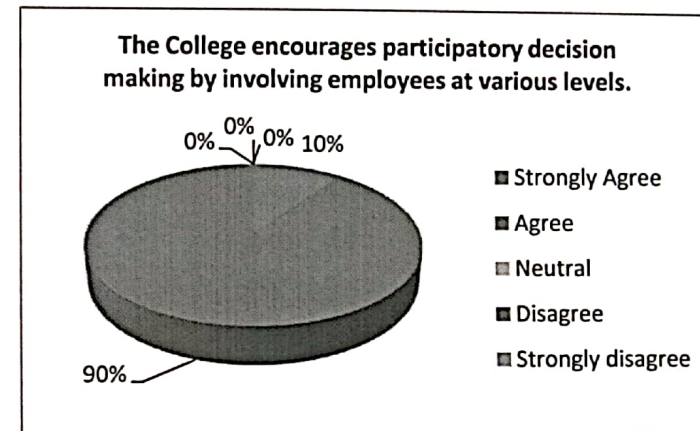



PRINCIPAL
Brahma Valley College of Education
Anjaneri, Nashik

Nashik Gramin Shikshan Prasarak Mandal's
Brahma Valley College of Education Anjaneri Nashik
 Recruiter Feedback Form Analysis 2021-2022


Q 1 1. The College encourages participatory decision making by involving employees at various levels.

Options	Response	Percentage
Strongly Agree	1	10
Agree	9	90
Neutral	0	0
Disagree	0	0
Strongly disagree	0	0



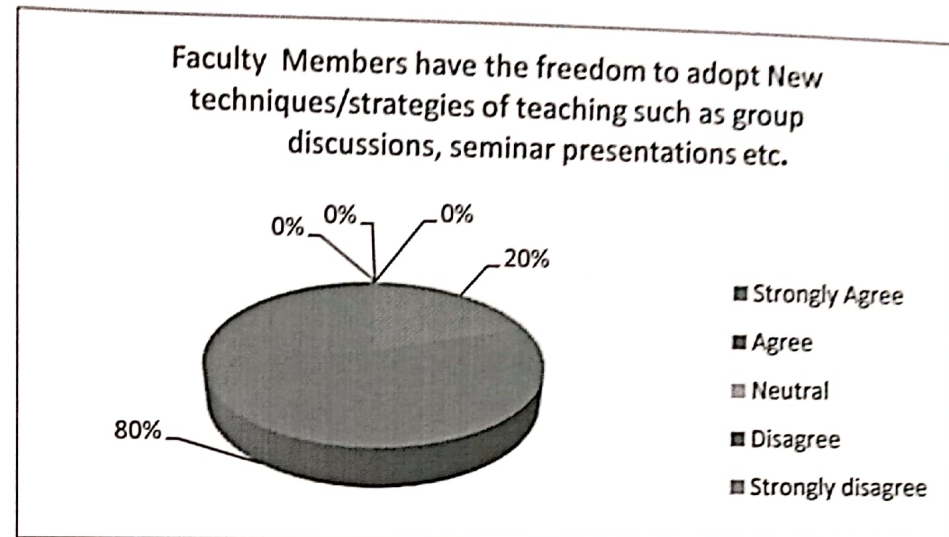
Q 2 College Encourages Faculty members to participate in designing and developing the course Curriculum at university level.

Options	Response	Percentage
Strongly Agree	0	0
Agree	10	100
Neutral	0	0
Disagree	0	0
Strongly disagree	0	0



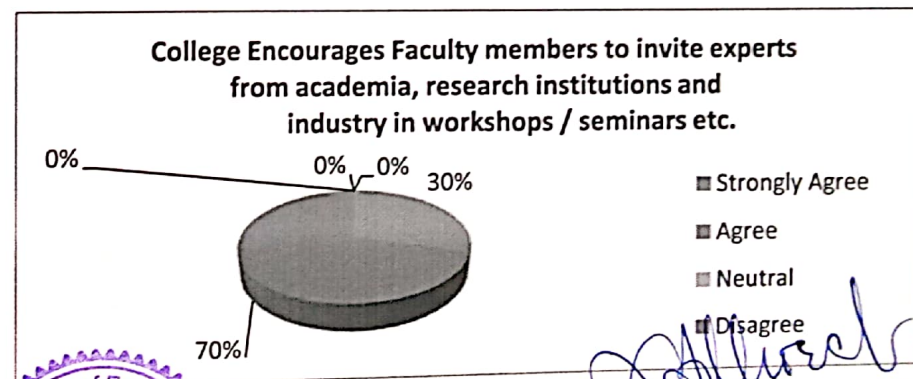
Faculty Members have the freedom to adopt New techniques/strategies of teaching such as group discussions, seminar presentations etc.

Options	Response	Percentage
Strongly Agree	2	20
Agree	8	80
Neutral	0	0
Disagree	0	0
Strongly disagree	0	0



.4 College Encourages Faculty members to invite experts from academia, research institutions and industry in workshops / seminars etc.

Options	Response	Percentage
Strongly Agree	3	30
Agree	7	70
Neutral	0	0
Disagree	0	0
Strongly disagree	0	0

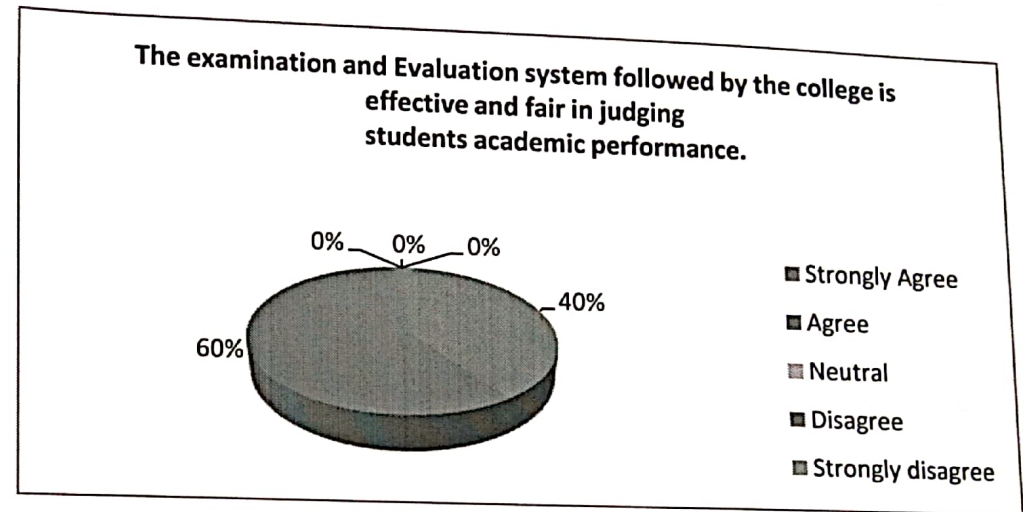


[Signature]
PRINCIPAL
 Brahma Valley College of Education
 Anjaneri, Nashik

5.

The examination and Evaluation system followed by the college is effective and fair in judging students academic performance.

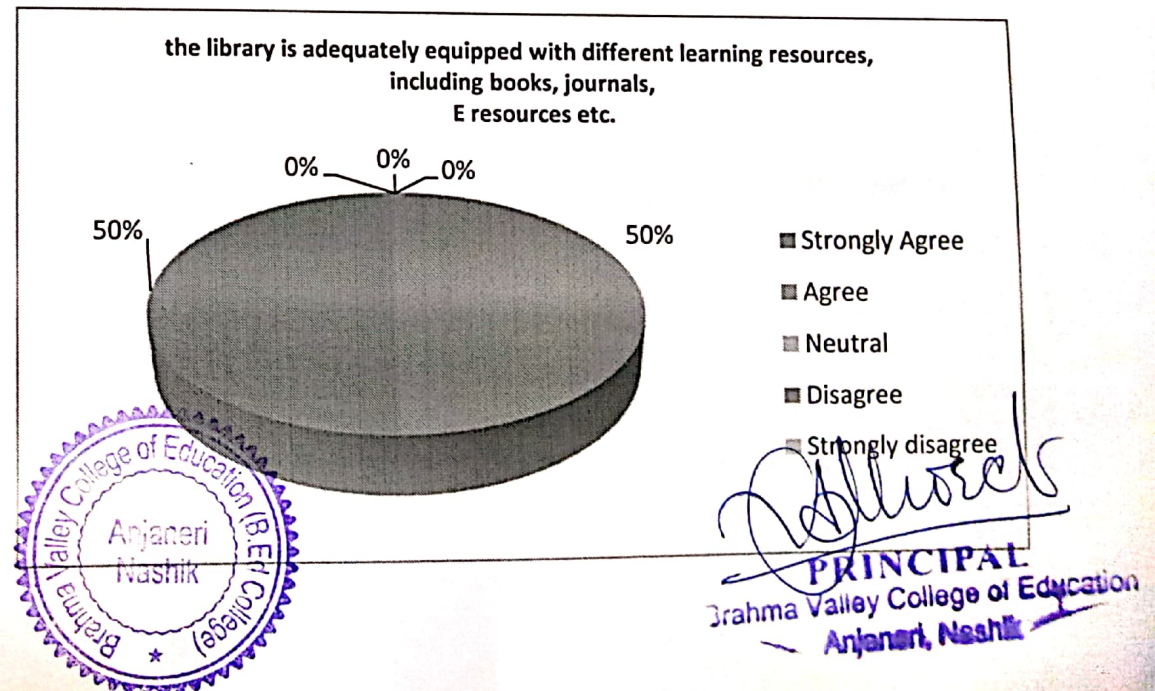
Options	Response	Percentage
Strongly Agree	4	40
Agree	6	60
Neutral	0	0
Disagree	0	0
Strongly disagree	0	0



Q 6.

. the library is adequately equipped with different learning resources, including books, journals, E resources etc.

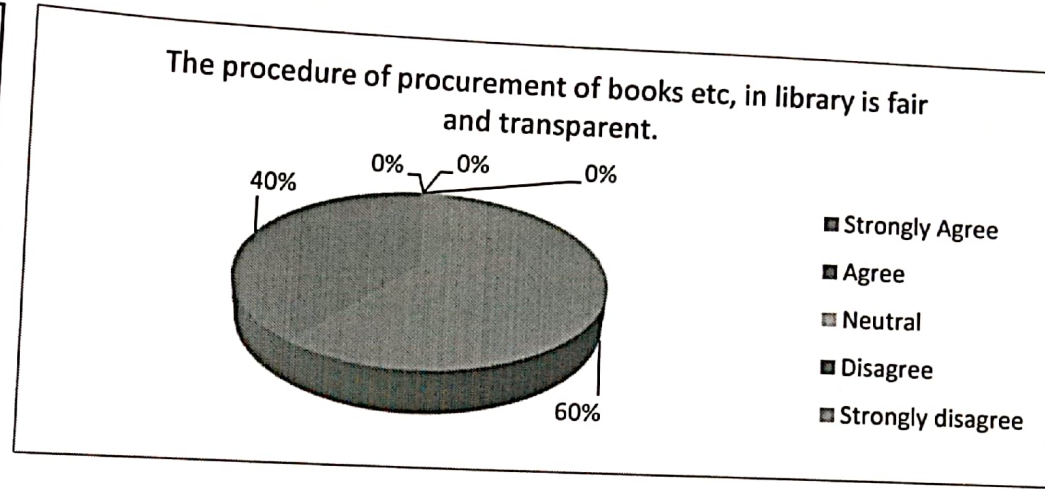
Options	Response	Percentage
Strongly Agree	5	50
Agree	5	50
Neutral	0	0
Disagree	0	0
Strongly disagree	0	0



2.7

The procedure of procurement of books etc, in library is fair and transparent.

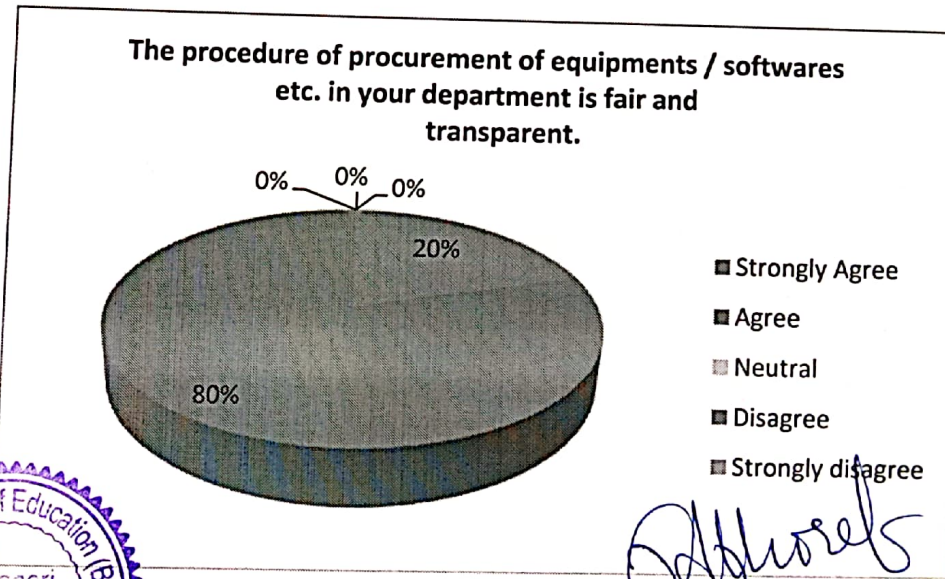
Options	Response	Percentage
Strongly Agree	6	60
Agree	4	40
Neutral	0	0
Disagree	0	0
Strongly disagree	0	0



2.8

The procedure of procurement of equipments / softwares etc. in your department is fair and

Options	Response	Percentage
Strongly Agree	2	20
Agree	8	80
Neutral	0	0
Disagree	0	0
Strongly disagree	0	0

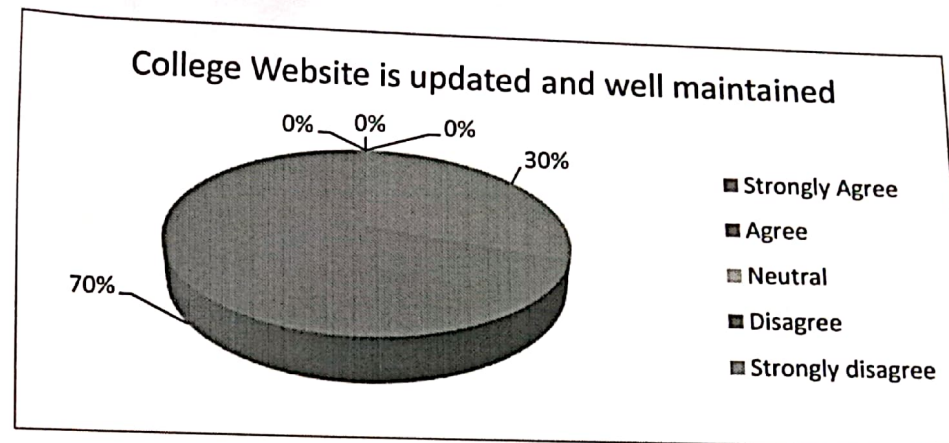


[Signature]
PRINCIPAL
 Brahma Valley College of Education
 Anjaneri, Nashik

Q 9.

College Website is updated and well maintained

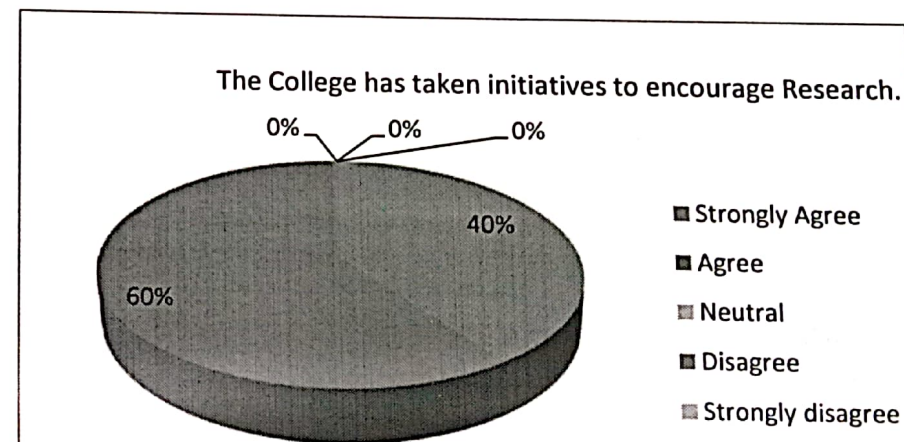
Options	Response	Percentage
Strongly Agree	3	30
Agree	7	70
Neutral	0	0
Disagree	0	0
Strongly disagree	0	0



Q 10

The College has taken initiatives to encourage Research.

Options	Response	Percentage
Strongly Agree	4	40
Agree	6	60
Neutral	0	0
Disagree	0	0
Strongly disagree	0	0

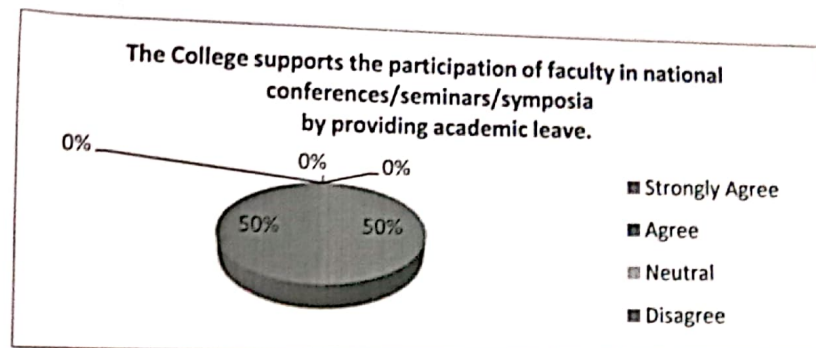


[Signature]
PRINCIPAL
 Brijima Valley College of Education
 Anjaneri, Nashik

Q 11

The College supports the participation of faculty in national conferences/seminars/symposia

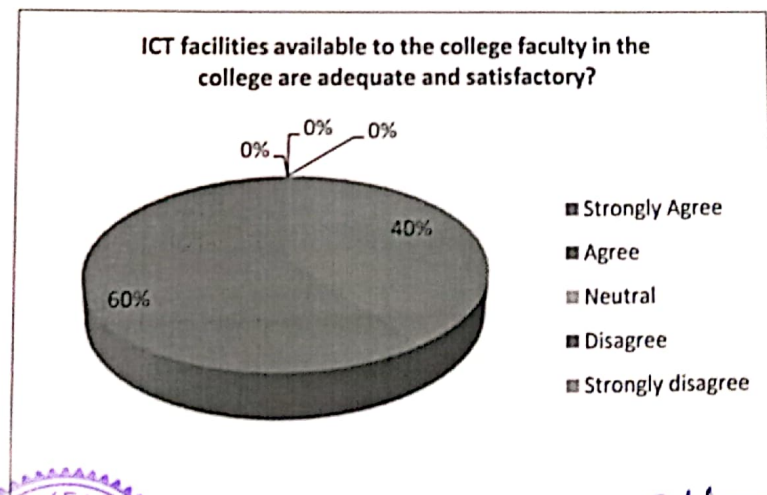
Options	Response	Percentage
Strongly Agree	5	50
Agree	5	50
Neutral	0	0
Disagree	0	0
Strongly disagree	0	0



Q 12

ICT facilities available to the college faculty in the college are adequate and satisfactory?

Options	Response	Percentage
Strongly Agree	4	40
Agree	6	60
Neutral	0	0
Disagree	0	0
Strongly disagree	0	0

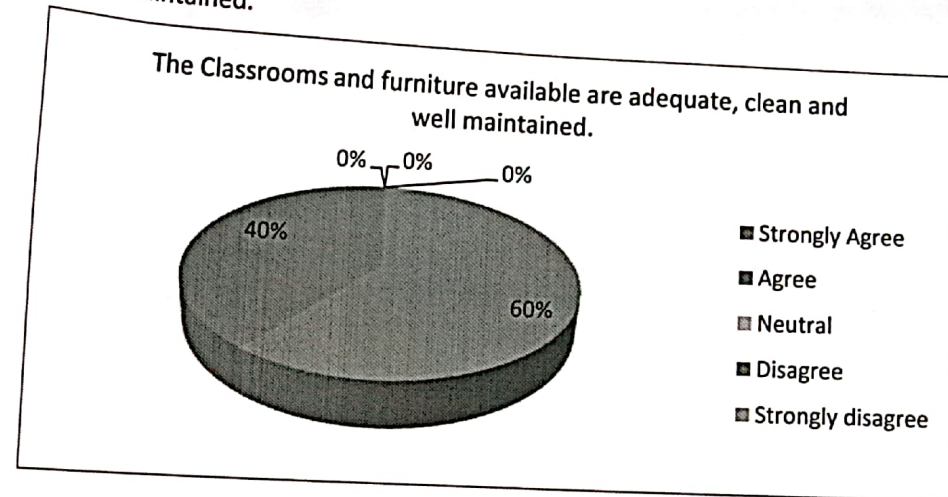


[Signature]
PRINCIPAL
 Brahma Valley College of Education
 Anjaneri, Nashik

Q 13

The Classrooms and furniture available are adequate, clean and well maintained.

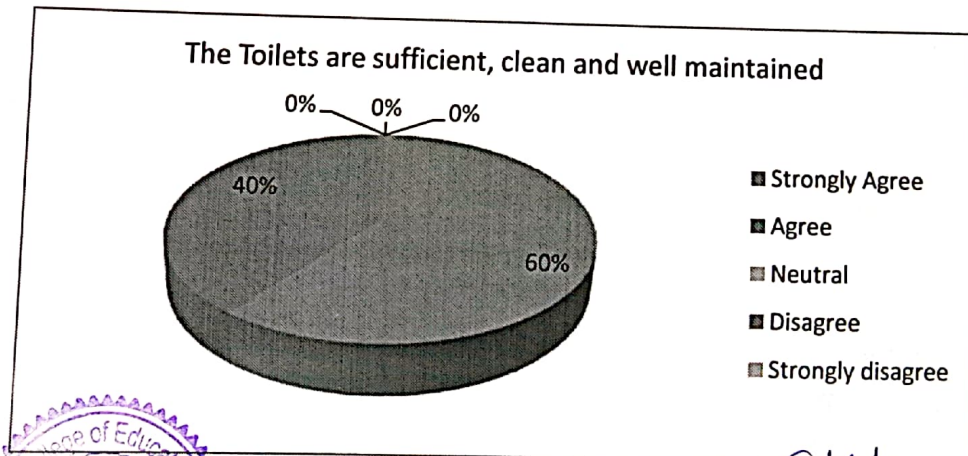
Options	Response	Percentage
Strongly Agree	6	60
Agree	4	40
Neutral	0	0
Disagree	0	0
Strongly disagree	0	0



Q 14.

The Toilets are sufficient, clean and well maintained

Options	Response	Percentage
Strongly Agree	6	60
Agree	4	40
Neutral	0	0
Disagree	0	0
Strongly disagree	0	0

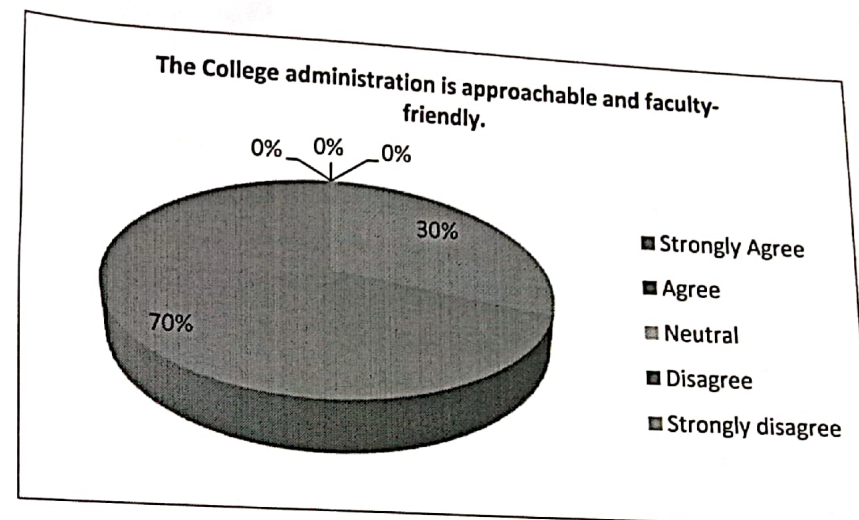


[Signature]
PRINCIPAL
 Brahma Valley College of Education
 Nashik

Q 15

The College administration is approachable and faculty-friendly.

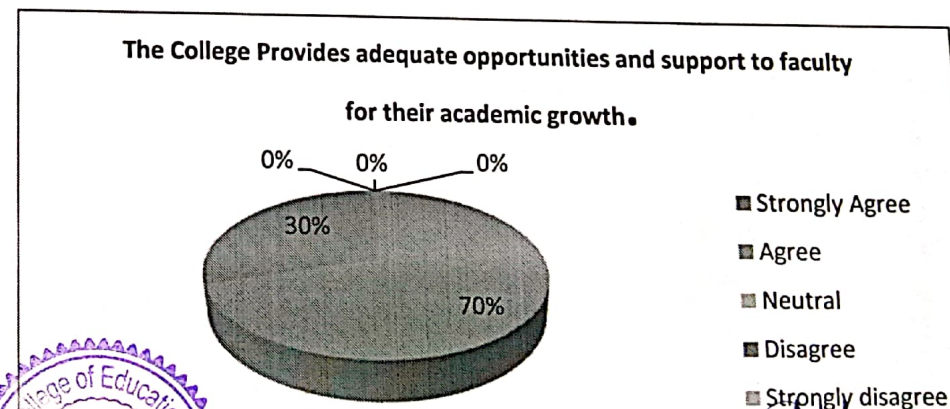
Options	Response	Percentage
Strongly Agree	3	30
Agree	7	70
Neutral	0	0
Disagree	0	0
Strongly disagree	0	0



Q 16.

The College Provides adequate opportunities and support to faculty for their academic growth.

Options	Response	Percentage
Strongly Agree	7	70
Agree	3	30
Neutral	0	0
Disagree	0	0
Strongly disagree	0	0

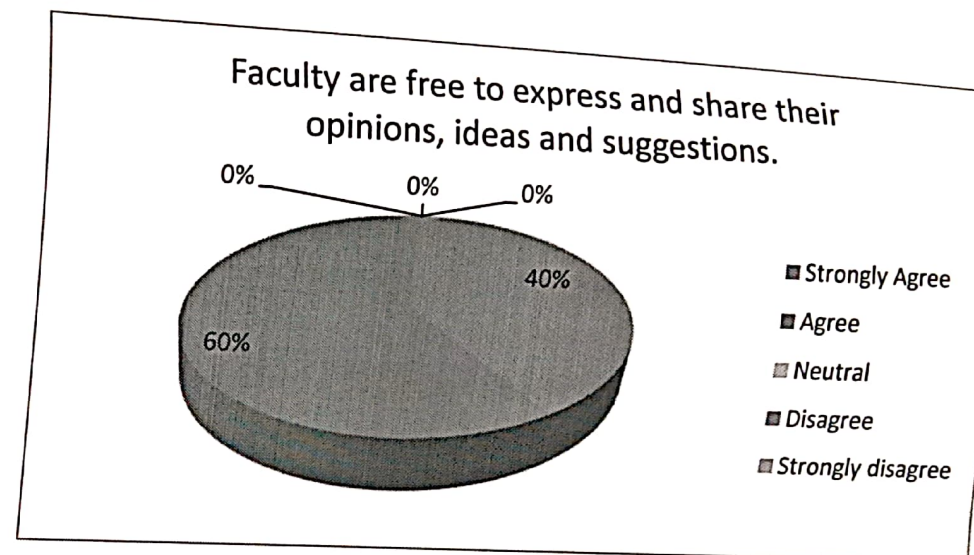


[Signature]
Brahma Valley College of Education
Nashik

Q 17.

Faculty are free to express and share their opinions, ideas and suggestions.

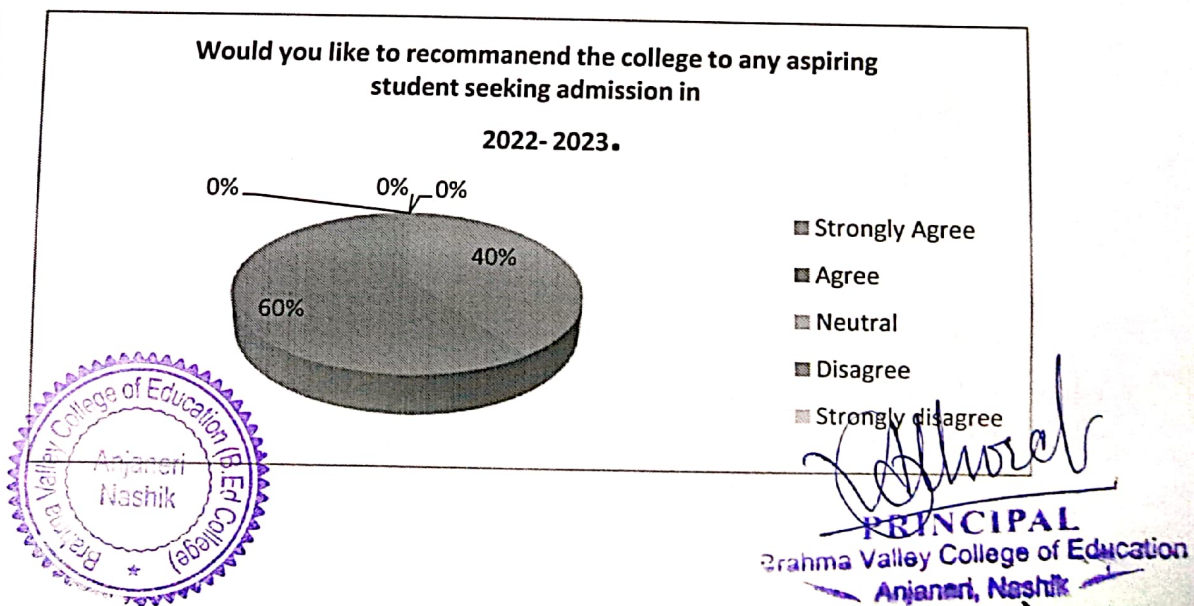
Options	Response	Percentage
Strongly Agree	4	40
Agree	6	60
Neutral	0	0
Disagree	0	0
Strongly disagree	0	0



Q 18

Would you like to recommanend the college to any aspiring student seeking admission in 2022- 2023.

Options	Response	Percentage
Strongly Agree	4	40
Agree	6	60
Neutral	0	0
Disagree	0	0
Strongly disagree	0	0



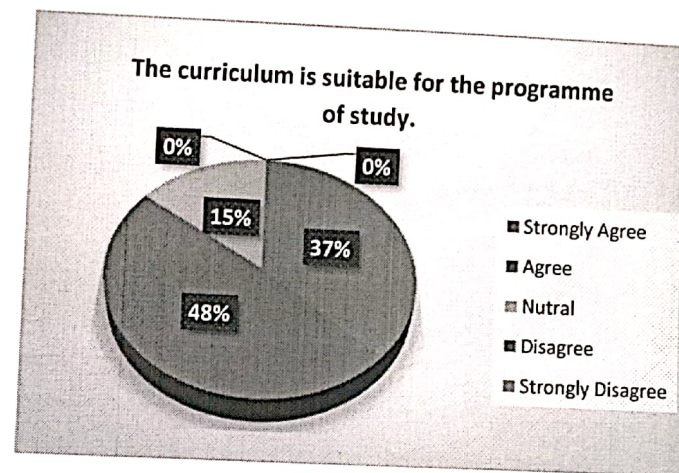
Brahma Valley College o Education Anjaneri Nashik

2021-2022 Curriculum Feedback Form Analysis

B.Ed. First Year Students	Responces	
B.Ed. First Year Students	41	41%
B.Ed.Second Year Students	60	60%

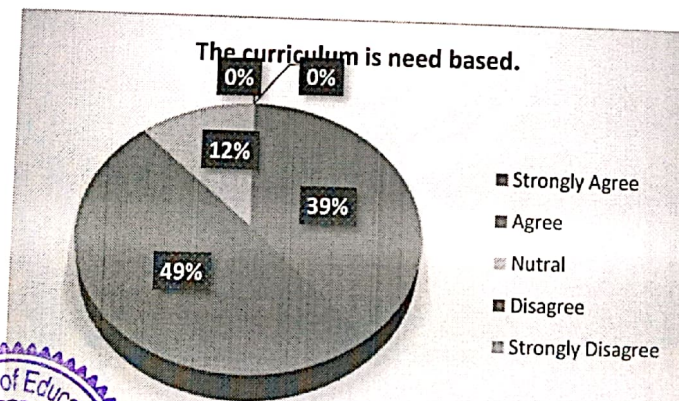
Stmt. 1) The curriculum is suitable for the programme of study.

	Strongly Agree	Agree	Nutral	Disagree	Strongly Disagree
No. of students	37	49	15	0	0
Percentage	36.6336634	48.51485149	14.85149	0	0



Stmt. 2) The curriculum is need based.

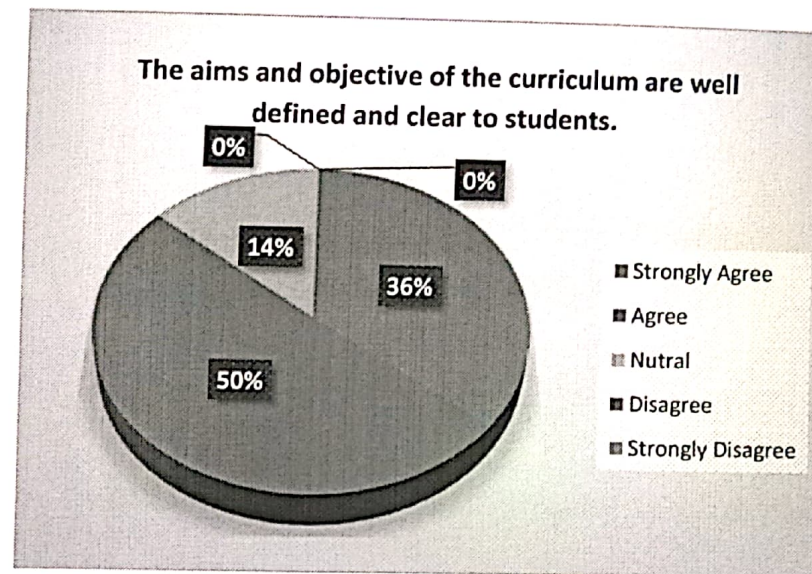
	Strongly Agree	Agree	Nutral	Disagree	Strongly Disagree
No. of students	39	50	12	0	0
Percentage	38.613861	49.5049505	11.8812	0	0



[Signature]
PRINCIPAL
 Brahma Valley College of Education
 Anjaneri, Nashik

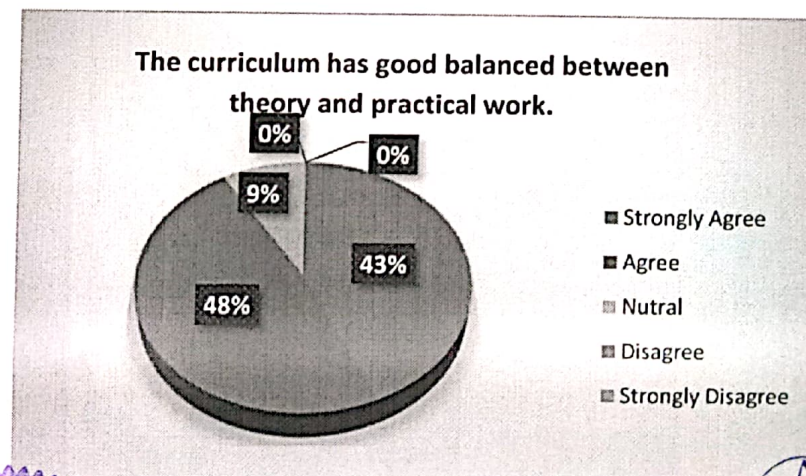
Stmnt. 3) The aims and objective of the curriculum are well defined and clear to students.

	Strongly Agree	Agree	Nutral	Disagree	Strongly Disagree
No. of students	36	51	14	0	0
Percentage	35.643564	50.4950495	13.8614	0	0



Stmnt. 4) The curriculum has good balanced between theory and practical work.

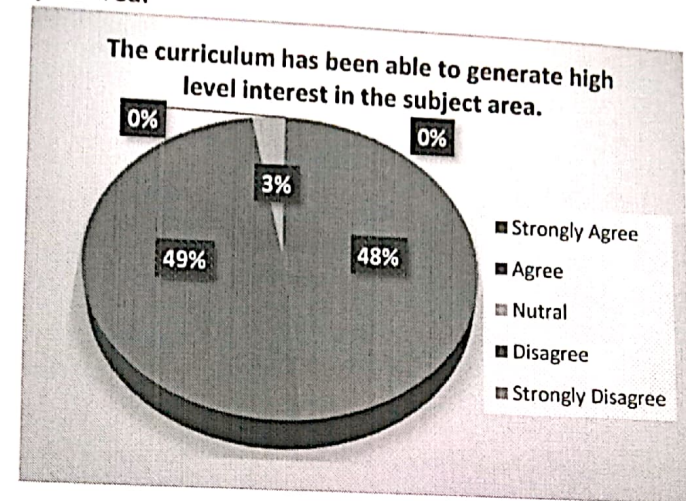
	Strongly Agree	Agree	Nutral	Disagree	Strongly Disagree
No. of students	44	49	9	0	0
Percentage	43.564356	48.5148515	8.91089	0	0



Adhikari
Principal
Brahma Valley College of Education
Anjaneri, Nashik

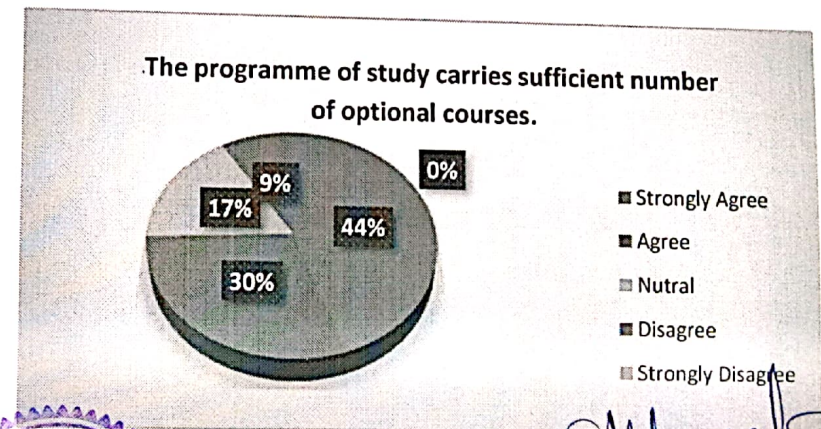
Stmt. 5) The curriculum has been able to generate high level interest in the subject area.

	Strongly Agree	Agree	Nutral	Disagree	Strongly Disagree
No. of students	49	49	3	0	0
Percentage	48.514851	48.5148515	2.9703	0	0



Stmt. 6) The programme of study carries sufficient number of optional courses.

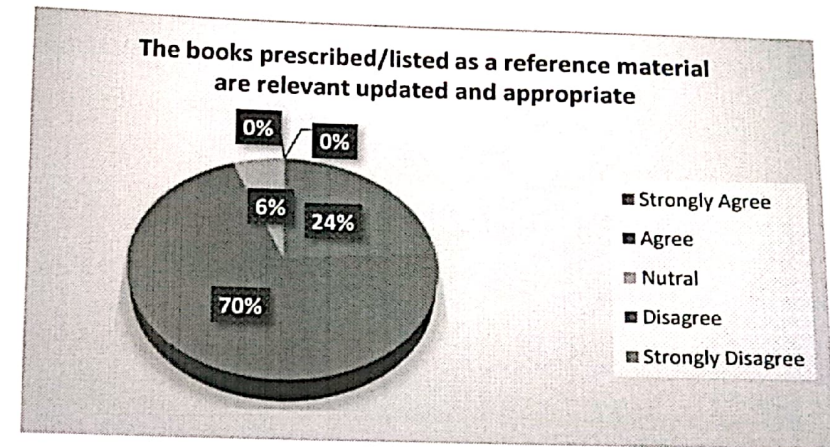
	Strongly Agree	Agree	Nutral	Disagree	Strongly Disagree
No. of students	45	30	17	9	0
Percentage	44.554455	29.7029703	16.8317	8.910891	0



[Signature]
PRINCIPAL
 Brahma Valley College of Education
 Anjaneri, Nashik

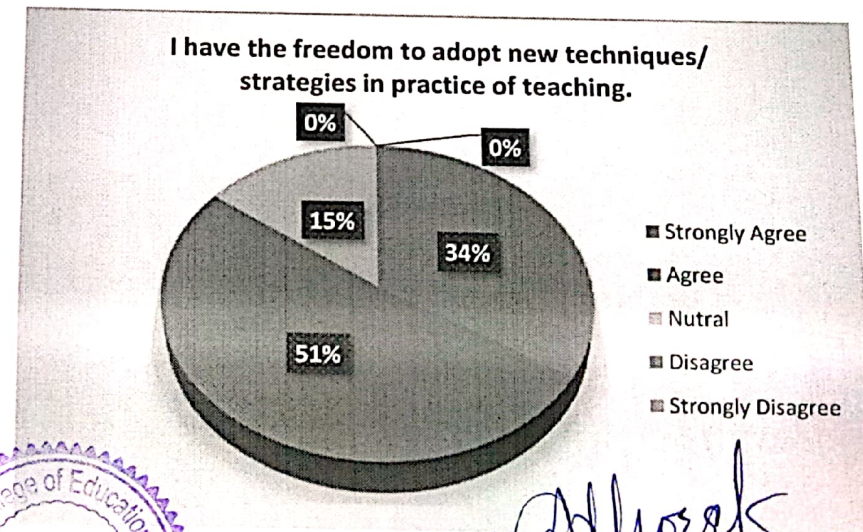
Stmt. 7) The books prescribed/listed as a reference material are relevant updated and appropriate

	Strongly Agree	Agree	Nutral	Disagree	Strongly Disagree
No. of students	24	71	6	0	0
Percentage	23.762376	70.2970297	5.94059	0	0



Stmt. 8) I have the freedom to adopt new techniques/ strategies in practice of teaching.

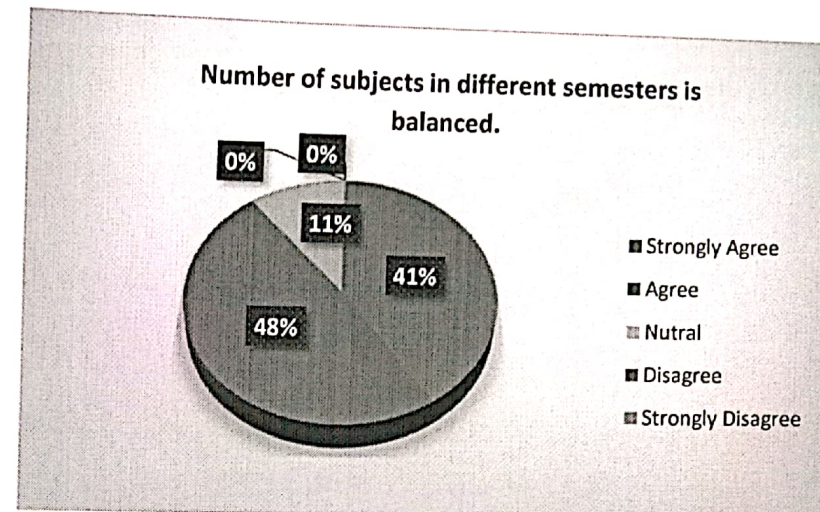
	Strongly Agree	Agree	Nutral	Disagree	Strongly Disagree
No. of students	34	52	15	0	0
Percentage	33.663366	51.4851485	14.8515	0	0



[Signature]
PRINCIPAL
 Brahma Valley College of Education
 Anjaneri, Nashik

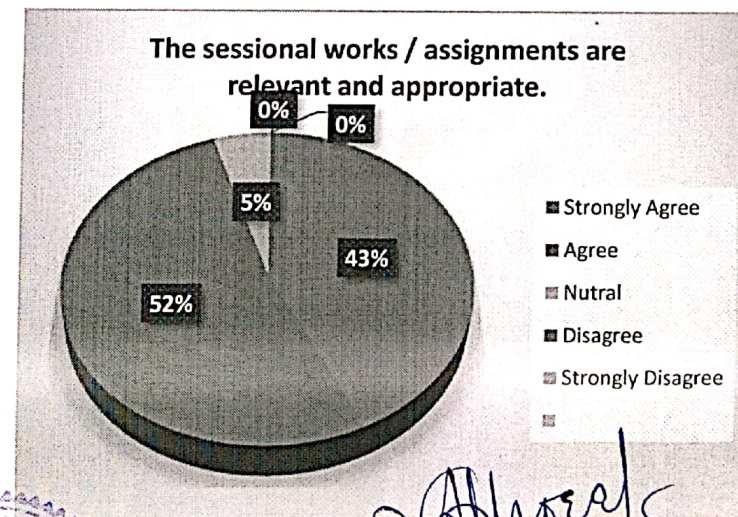
Stmt. 9) Number of subjects in different semesters is balanced.

	Strongly Agree	Agree	Nutral	Disagree	Strongly Disagree
No. of students	41	49	11	0	0
Percentage	40.594059	48.5148515	10.8911	0	0



Stmt. 10) The sessional works / assignments are relevant and appropriate.

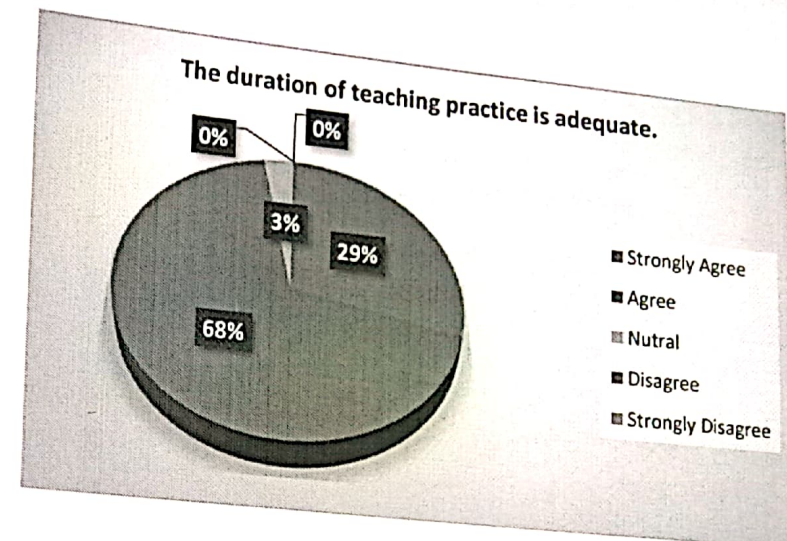
	Strongly Agree	Agree	Nutral	Disagree	Strongly Disagree
No. of students	43	53	5	0	0
Percentage	42.574257	52.4752475	4.9505	0	0



[Signature]
PRINCIPAL
 Brahma Valley College of Education
 Anjaneri, Nashik

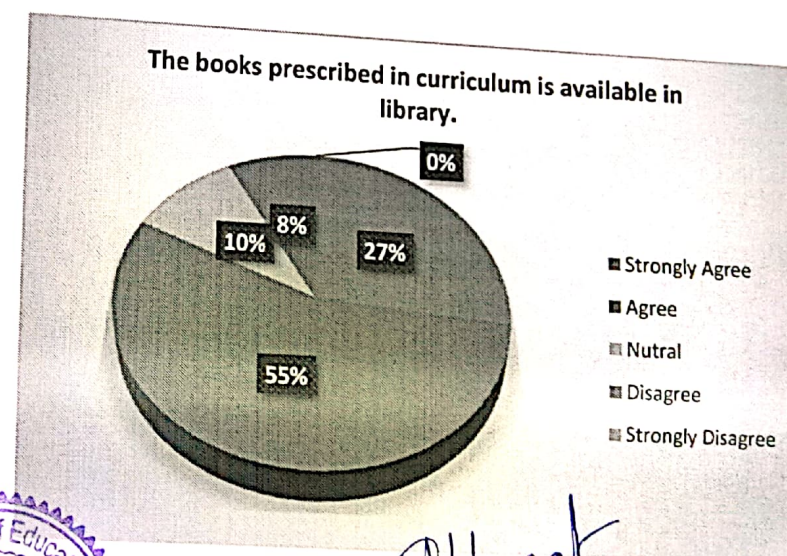
Stmt. 11) The duration of teaching practice is adequate.

	Strongly Agree	Agree	Nutral	Disagree	Strongly Disagree
No. of students	29	69	3	0	0
Percentage	28.712871	68.3168317	2.9703	0	0



Stmt. 12) The books prescribed in curriculum is available in library.

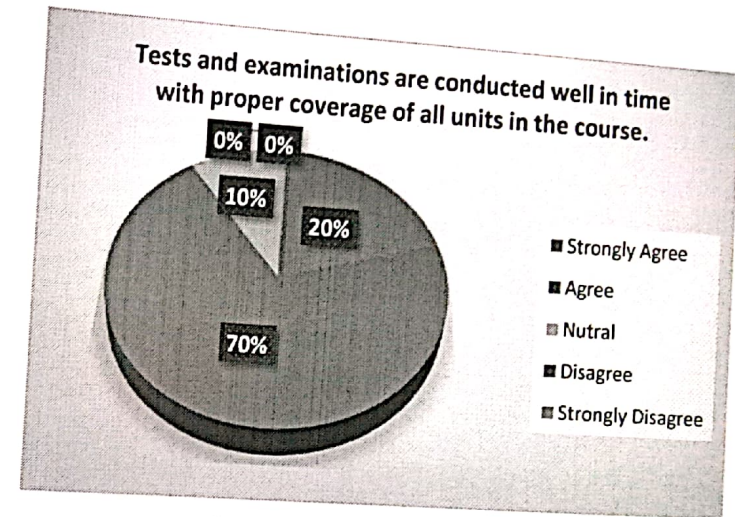
	Strongly Agree	Agree	Nutral	Disagree	Strongly Disagree
No. of students	27	56	10	8	0
Percentage	26.732673	55.4455446	9.90099	7.920792	0



[Signature]
 PRINCIPAL
 Brahma Valley College of Education
 Anjaneri, Nashik

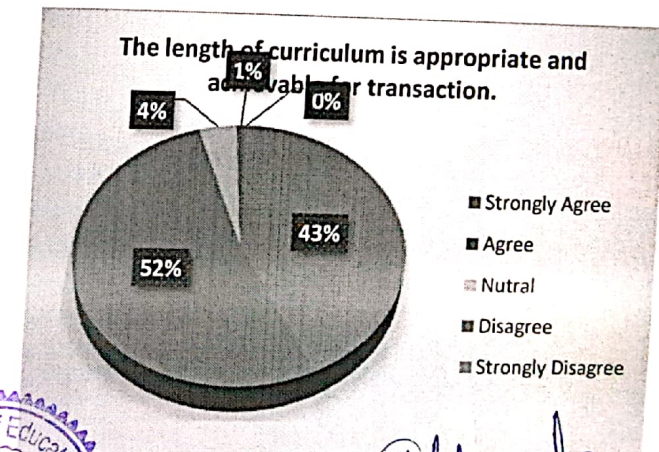
Stmt. 13) Tests and examinations are conducted well in time with proper coverage of all units in the course.

	Strongly Agree	Agree	Nutral	Disagree	Strongly Disagree
No. of students	20	71	10	0	0
Percentage	19.80198	70.2970297	9.90099	0	0



Stmt. 14) The length of curriculum is appropriate and achievable for transaction.

	Strongly Agree	Agree	Nutral	Disagree	Strongly Disagree
No. of students	43	53	4	1	0
Percentage	42.574257	52.4752475	3.9604	0.990099	0



[Signature]
PRINCIPAL
 Brahma Valley College of Education
 Anjaneri, Nashik

Stmt. 15) Overall rating of curriculum.

	Excellent	Very Good	Good	Average	Poor
No. of students			√		



PRINCIPAL
Shri. Shri. Valley College of Education
Arjaneri, Nashik

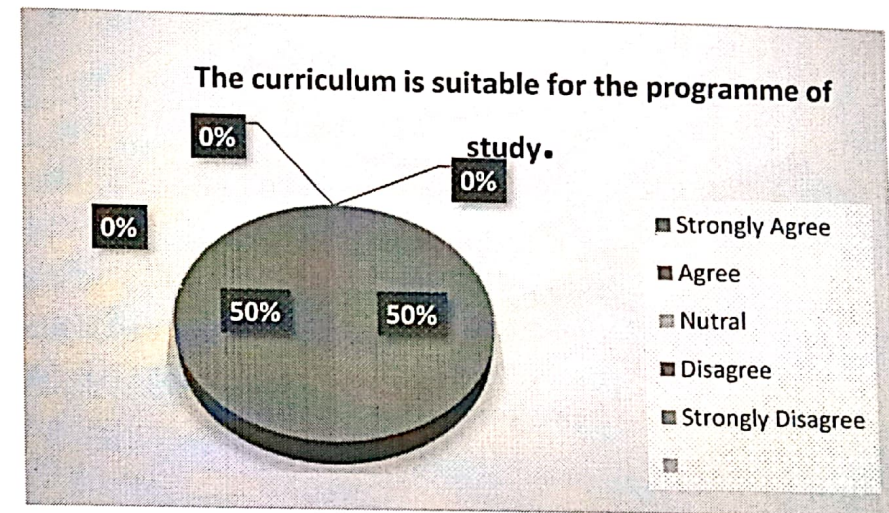
Brahma Valley College o Education Anjaneri Nashik

2021-2022 Curriculum Feedback Form Analysis

B.Ed. Teachers	Responses	
	10	100%

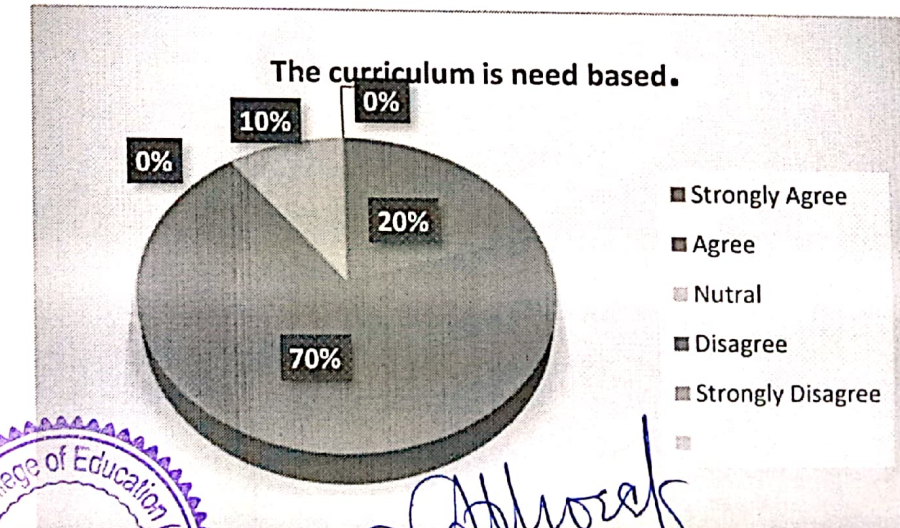
Stmt. 1) The curriculum is suitable for the programme of study.

	Strongly Agree	Agree	Nutral	Disagree	Strongly Disagree
No. of Teachers	5	5	0	0	0
Percentage	50	50	0	0	0



Stmt. 2) The curriculum is need based.

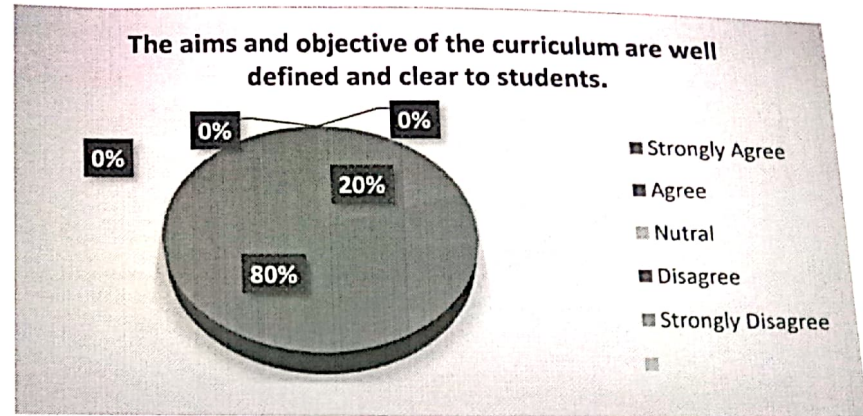
	Strongly Agree	Agree	Nutral	Disagree	Strongly Disagree
No. of Teachers	2	7	1	0	0
Percentage	20	70	10	0	0



[Signature]
PRINCIPAL
 Brahma Valley College of Education
 Anjaneri, Nashik

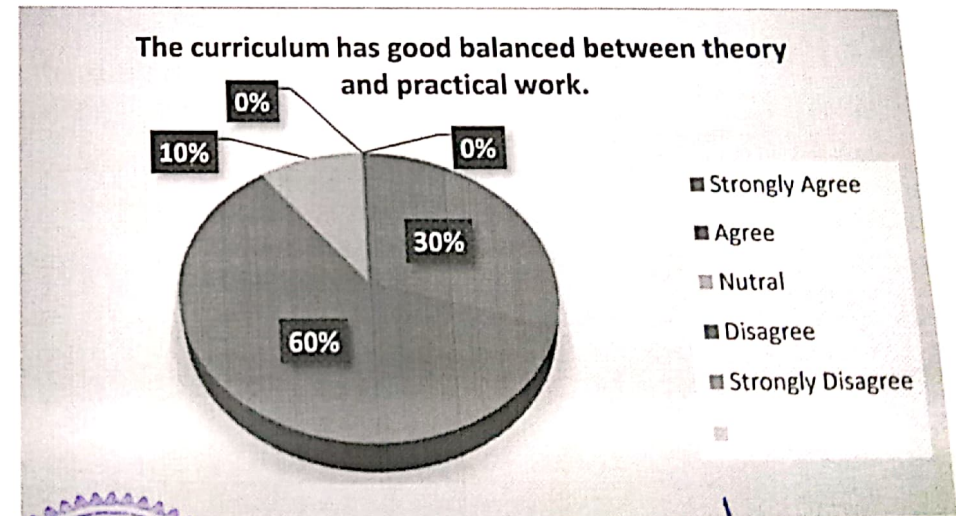
Stmt. 3) The aims and objective of the curriculum are well defined and clear to students.

	Strongly Agree	Agree	Nutral	Disagree	Strongly Disagree
No. of Teachers	2	8	0	0	0
Percentage	20	80	0	0	0



Stmt. 4) The curriculum has good balanced between theory and practical work.

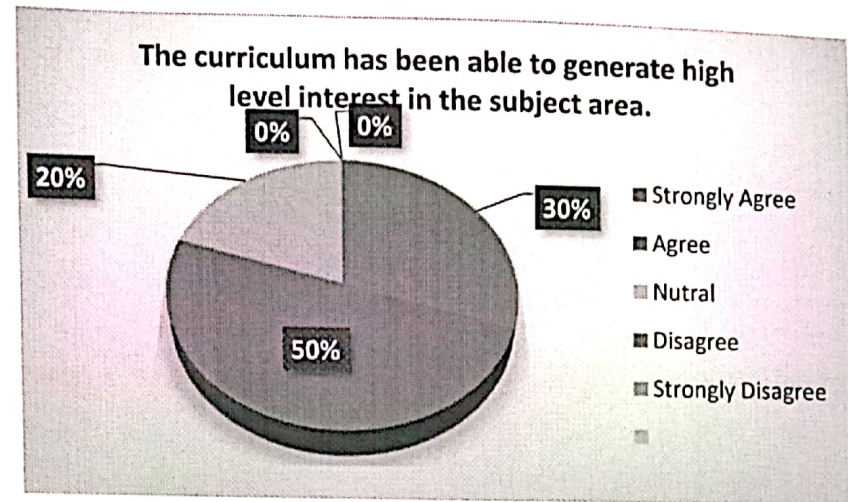
	Strongly Agree	Agree	Nutral	Disagree	Strongly Disagree
No. of Teachers	3	6	1	0	0
Percentage	30	60	10	0	0



[Signature]
PRINCIPAL
 Brahma Valley College of Education
 Anjaneri, Nashik

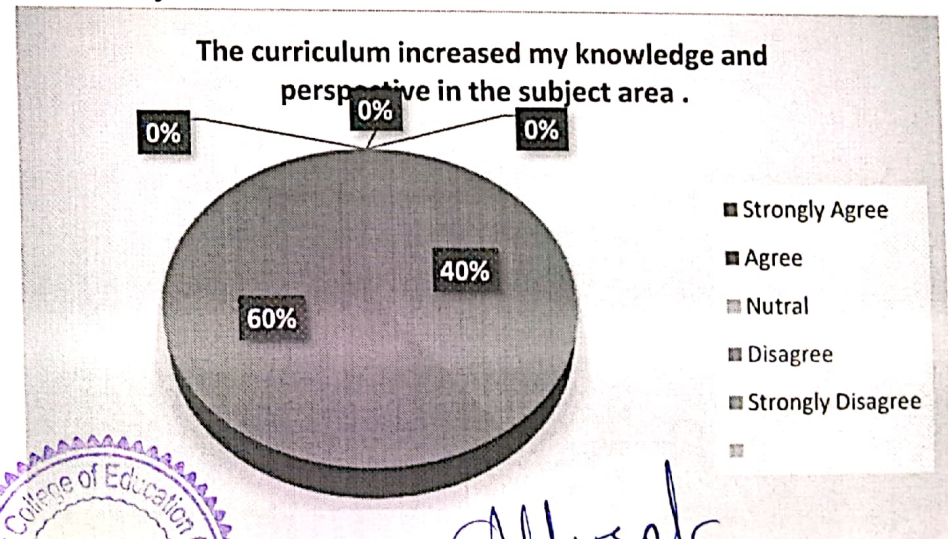
Stmt. 5) The curriculum has been able to generate high level interest in the subject area.

	Strongly Agree	Agree	Nutral	Disagree	Strongly Disagree
No. of Teachers	3	5	2	0	0
Percentage	30	50	20	0	0



Stmt. 6) The curriculum increased my knowledge and perspective in the subject area .

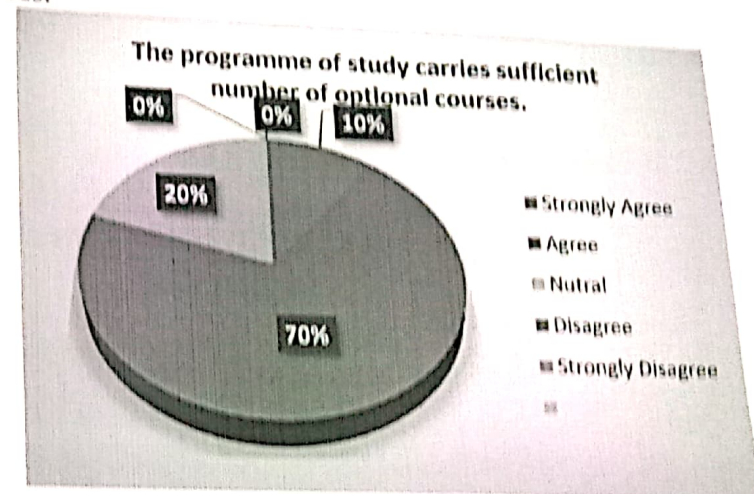
	Strongly Agree	Agree	Nutral	Disagree	Strongly Disagree
No. of Teachers	4	6	0	0	0
Percentage	40	60	0	0	0



[Signature]
PRINCIPAL
 Brahma Valley College of Education
 Anjaneri, Nashik

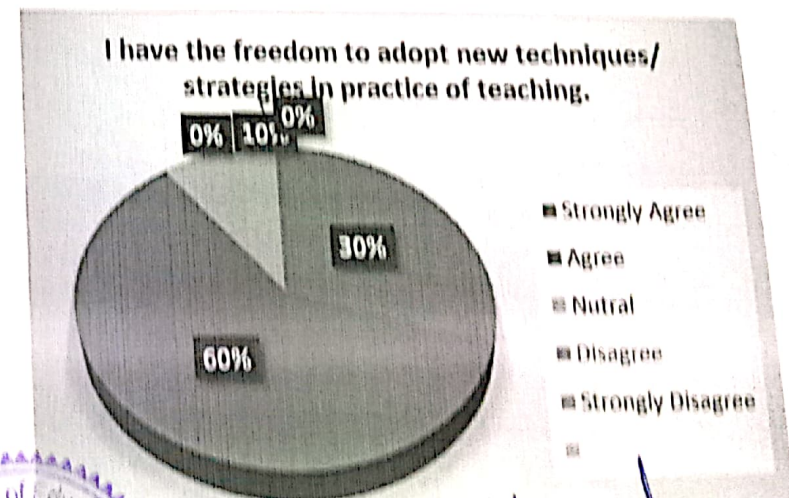
Stmt. 7) The programme of study carries sufficient number of optional courses.

	Strongly Agree	Agree	Nutral	Disagree	Strongly Disagree
No. of Teachers	1	7	2	0	0
Percentage	10	70	20	0	0



Stmt. 8) I have the freedom to adopt new techniques/ strategies in practice of teaching.

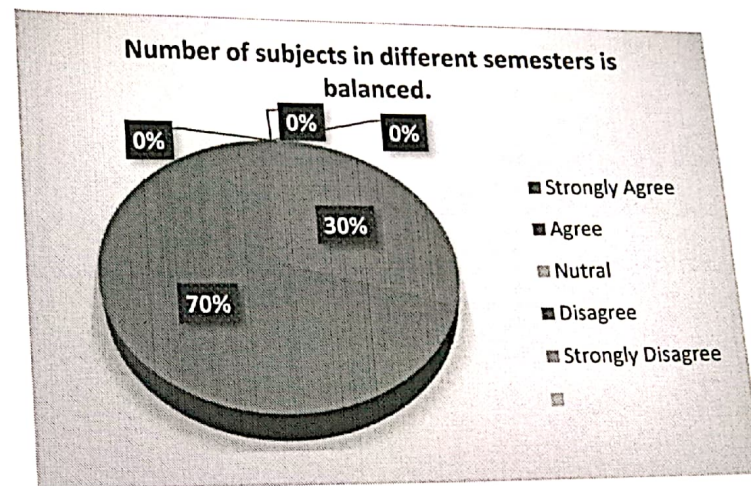
	Strongly Agree	Agree	Nutral	Disagree	Strongly Disagree
No. of Teachers	3	6	1	0	0
Percentage	30	60	10	0	0



[Signature]
Principal
Bramh Valley College of Education
Anjarani, Nashik

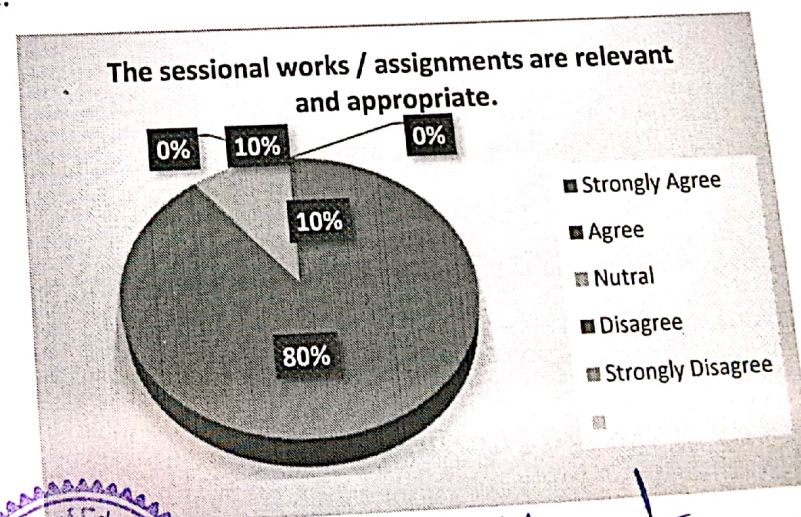
Stmt. 9) Number of subjects in different semesters is balanced.

	Strongly Agree	Agree	Nutral	Disagree	Strongly Disagree
No. of Teachers	3	7	0	0	0
Percentage	30	70	0	0	0



Stmt. 10) The sessional works / assignments are relevant and appropriate.


	Strongly Agree	Agree	Nutral	Disagree	Strongly Disagree
No. of Teachers	1	8	1	0	0
Percentage	10	80	10	0	0



[Signature]
PRINCIPAL
 Brahma Valley College of Education
 Anjaneri, Nashik

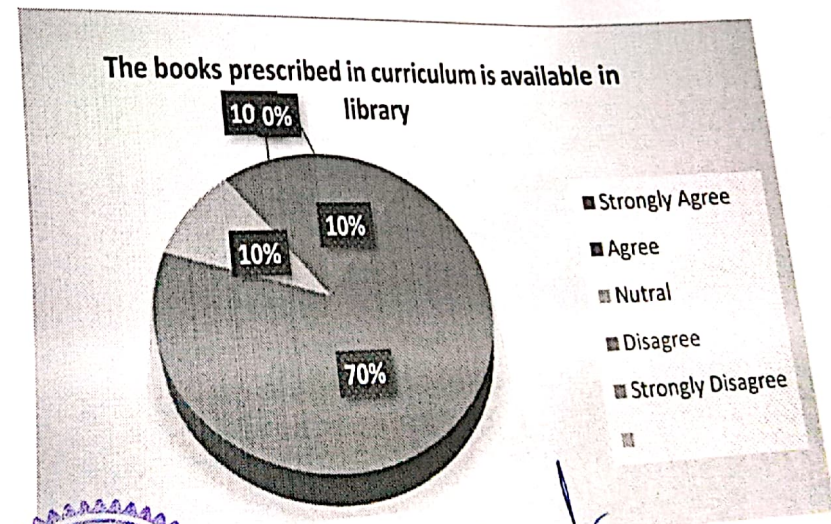
Stmt. 11) The duration of teaching practice is adequate.

	Strongly Agree	Agree	Nutral	Disagree	Strongly Disagree
No. of Teachers	2	7	1	0	0
Percentage	20	70	10	0	0



Stmt. 12) The books prescribed in curriculum is available in library.

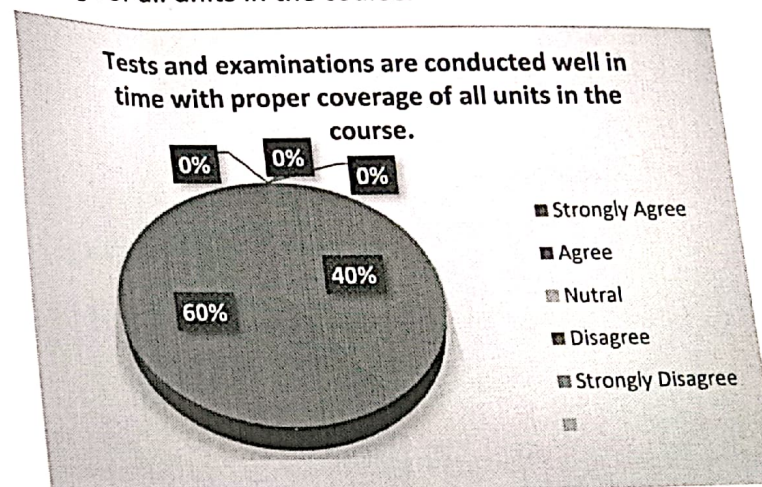
	Strongly Agree	Agree	Nutral	Disagree	Strongly Disagree
No. of Teachers	1	7	1	1	0
Percentage	10	70	10	10	0



Adhikari
Principal
Anjaneri College of Education
Anjaneri, Nashik

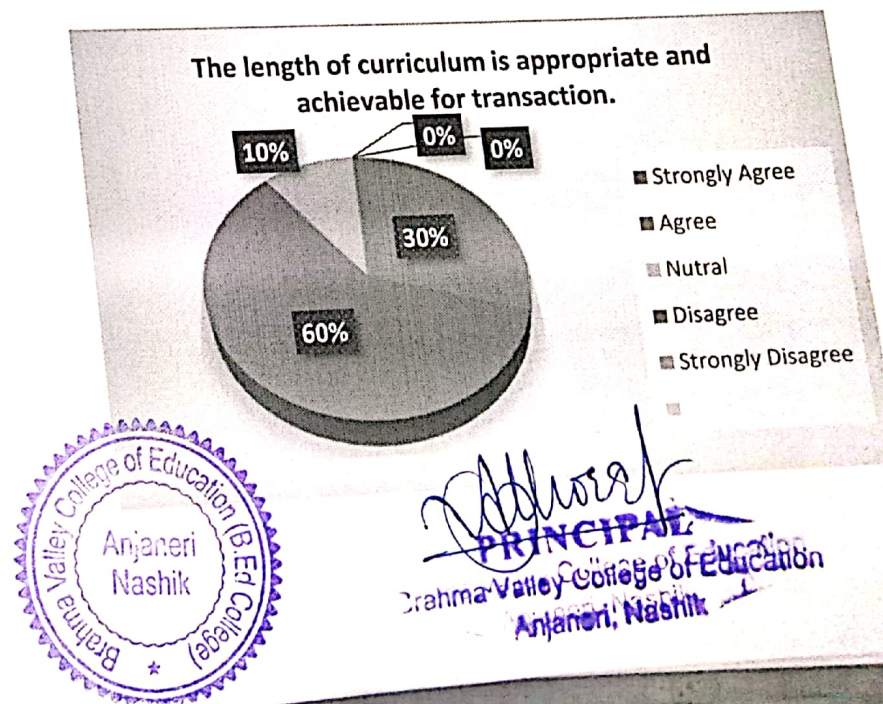
Stmt. 13) Tests and examinations are conducted well in time with proper coverage of all units in the course.

	Strongly Agree	Agree	Nutral	Disagree	Strongly Disagree
No. of Teachers	4	6	0	0	0
Percentage	40	60	0	0	0



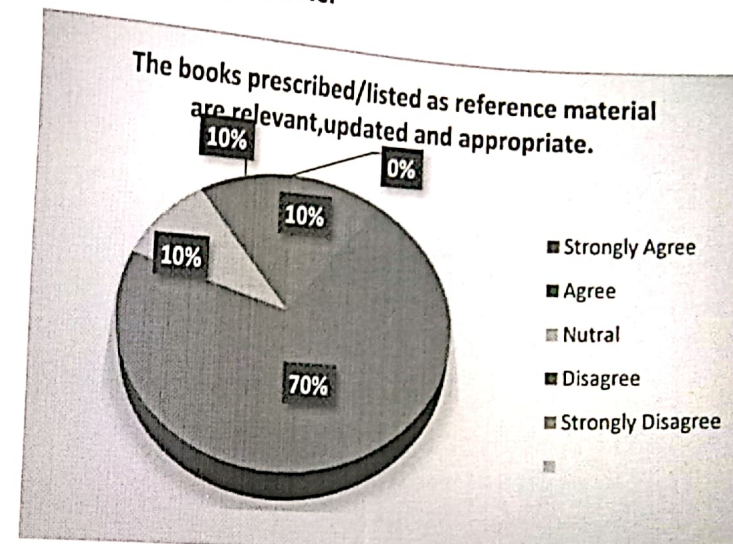
Stmt. 14) The length of curriculum is appropriate and achievable for transaction.

	Strongly Agree	Agree	Nutral	Disagree	Strongly Disagree
No. of Teachers	3	6	1	0	0
Percentage	30	60	10	0	0



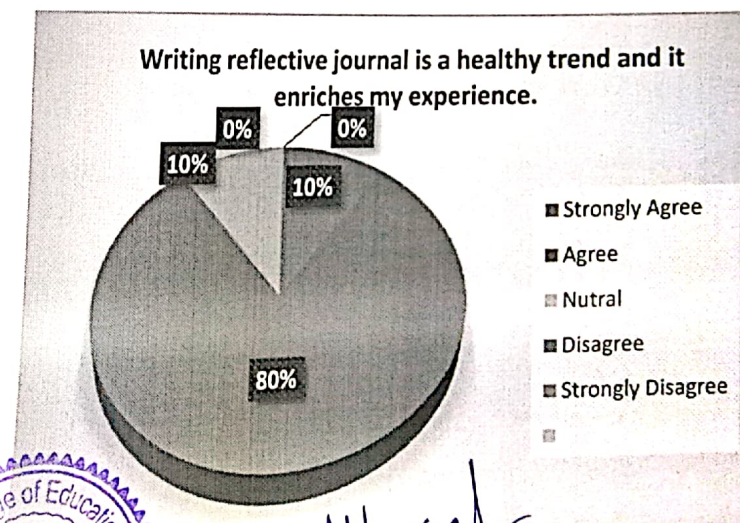
Stmt. 15) The books prescribed/listed as reference material are relevant, updated and appropriate.

	Strongly Agree	Agree	Nutral	Disagree	Strongly Disagree
No. of Teachers	1	7	1	1	0
Percentage	10	70	10	10	0



Stmt. 16) Writing reflective journal is a healthy trend and it enriches my experience.

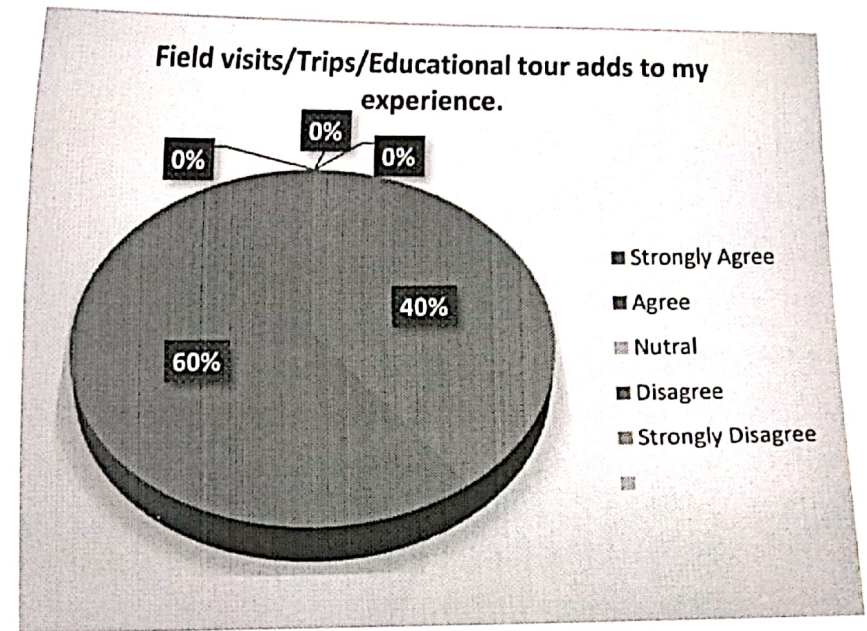
	Strongly Agree	Agree	Nutral	Disagree	Strongly Disagree
No. of Teachers	1	8	1	0	0
Percentage	10	80	10	0	0



[Signature]
PRINCIPAL
 Brahma Valley College of Education,
 Anjaneri, Nashik

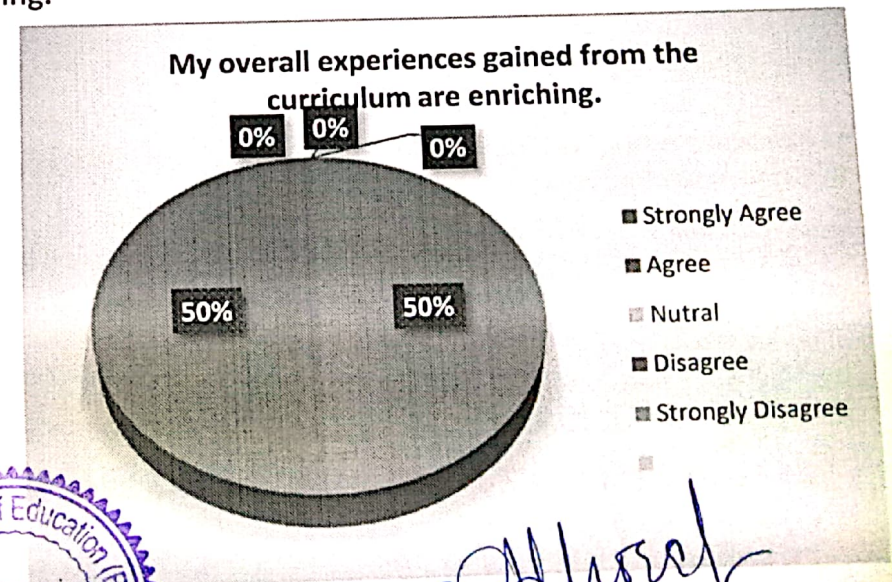
Stmt. 17)Field visits/Trips/Educational tour adds to my experience.

	Strongly Agree	Agree	Nutral	Disagree	Strongly Disagree
No. of Teachers	4	6	0	0	0
Percentage	40	60	0	0	0



Stmt. 18)My overall experiences gained from the curriculum are enriching.

	Strongly Agree	Agree	Nutral	Disagree	Strongly Disagree
No. of Teachers	5	5	0	0	0
Percentage	50	50	0	0	0



[Signature]
PRINCIPAL
 Brahma Valley College of Education
 Anjaneri, Nashik

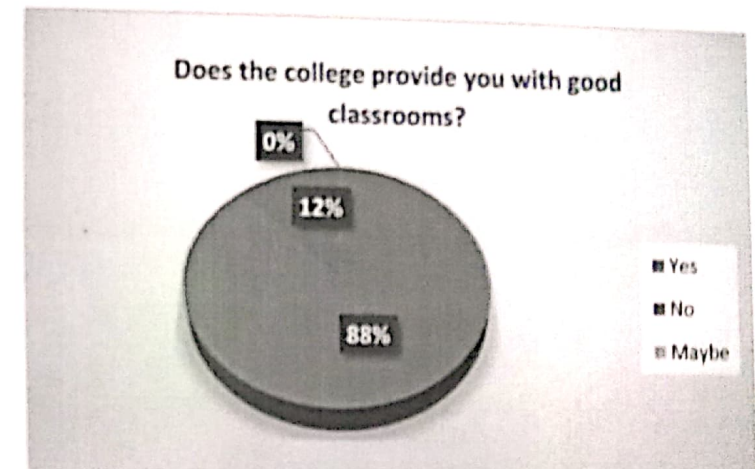
Brahma Valley College o Education Anjaneri Nashik

2021-2022 Course Teacher Feedback Form Analysis

B.Ed. First Year Students	Responces	
B.Ed. First Year Students	41	41%
B.Ed. Second Year Students	60	60%

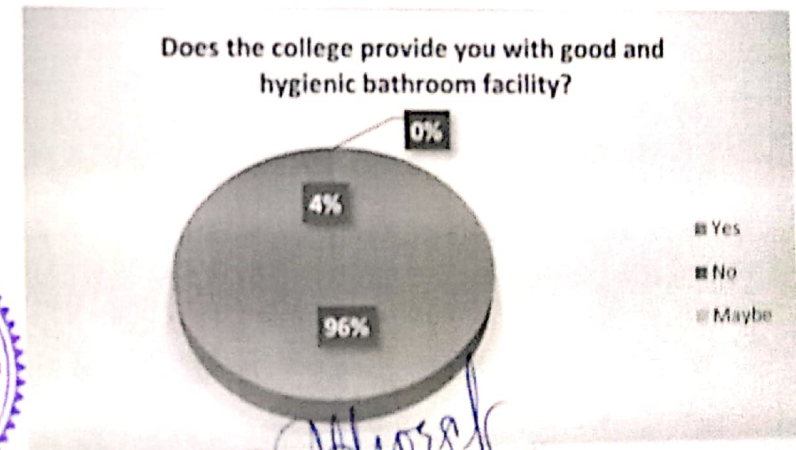
Que 1) Does the college provide you with good classrooms?

	Yes	No	Maybe
No. of students	89	12	0
Percentage	88.1188119	11.8811881	0



Que.2) Does the college provide you with good and hygienic bathroom facility?

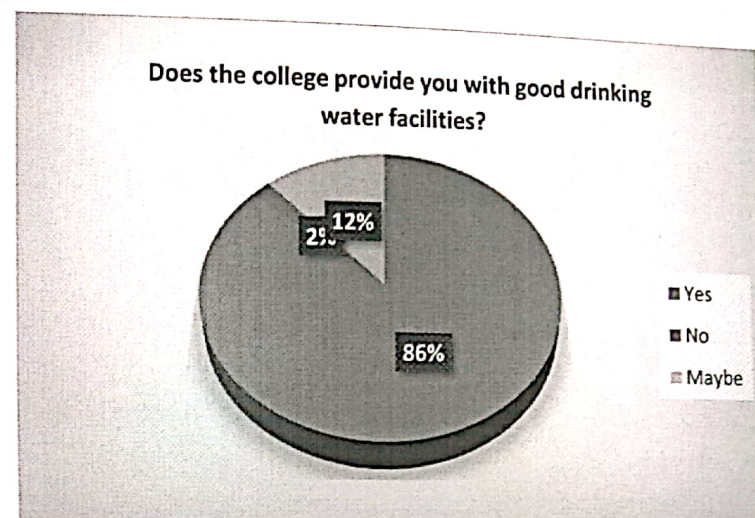
	Yes	No	Maybe
No. of students	97	4	0
Percentage	96.039604	3.96039604	0



Signature
 Brahma Valley College of Education,
 Anjaneri, Nashik

Que.3) Does the college provide you with good drinking water facilities?

	Yes	No	Maybe
No. of students	87	2	12
Percentage	86.138614	1.980198	11.88119




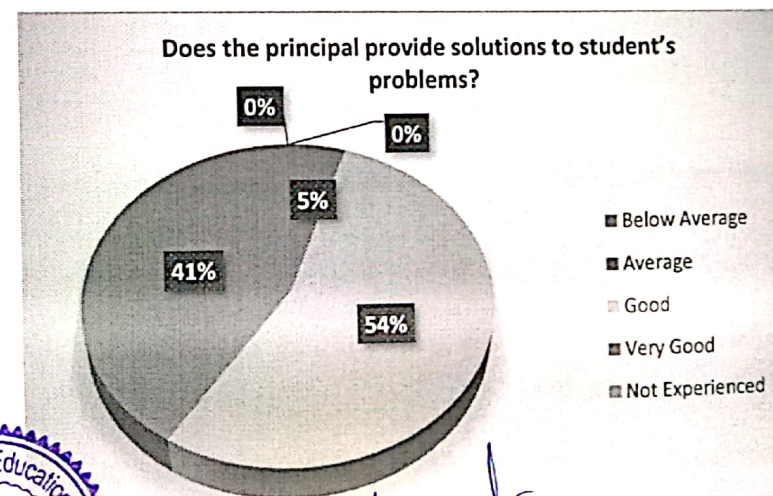
Que. 4) State overall feedback of infrastructure and facilities.

Infrastructure is good and climate of college is nice . All facility is provided for students .

FEEDBACK OF PRINCIPAL : Dr. Anita Thorat

Que. 5) Does the principal provide solutions to student's problems?

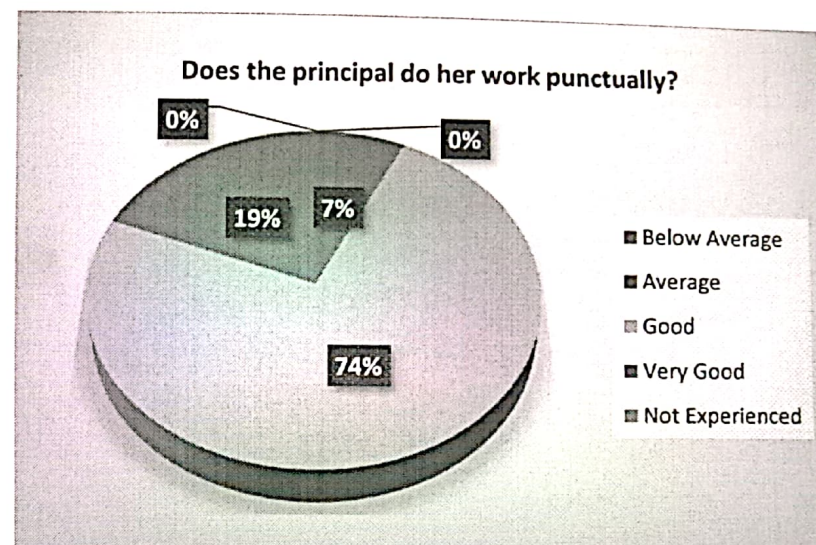
	Below Average	Average	Good	Very Good	Not Experienced
No. of students	0	5	55	41	0
Percentage	0	4.95049505	54.455446	40.59405941	0



Anita Thorat
PRINCIPAL
 Brahma Valley College of Education
 Anjaneri, Nashik


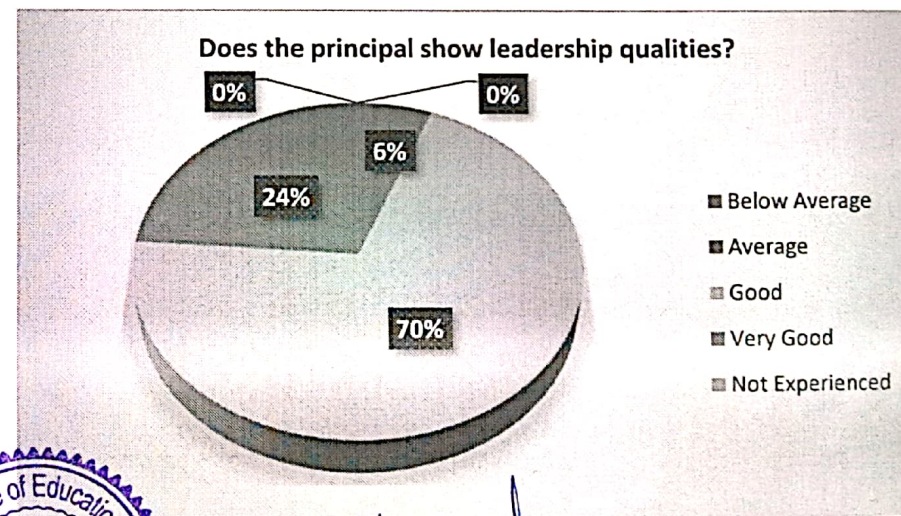
Que. 6) Does the principal do her work punctually?

	Below Average	Average	Good	Very Good	Not Experienced
No. of students	0	7	75	19	0
Percentage	0	6.93069307	74.257426	18.81188119	0



Que. 7) Does the principal show leadership qualities?

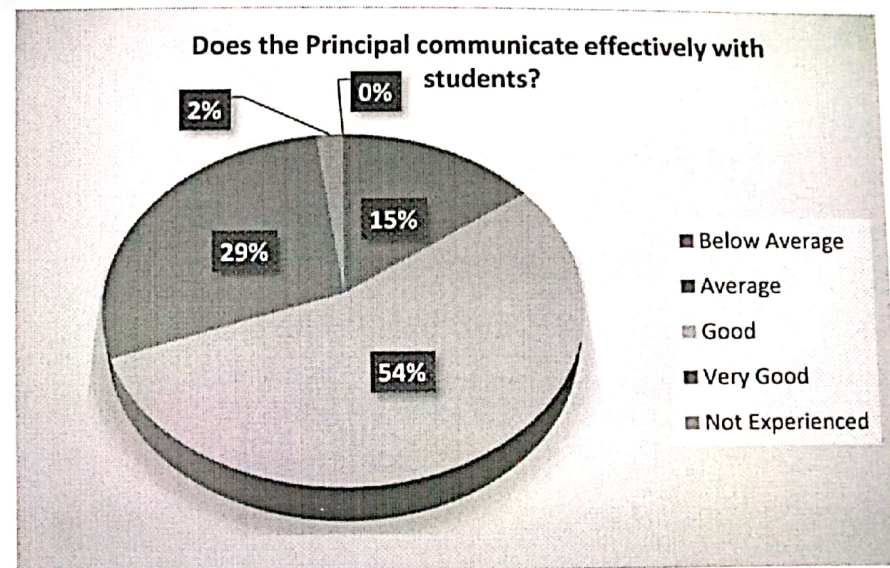
	Below Average	Average	Good	Very Good	Not Experienced
No. of students	0	6	71	24	0
Percentage	0	5.94059406	70.29703	23.76237624	0



[Signature]
PRINCIPAL
 Brahma Valley College of Education
 Anjaneri, Nashik


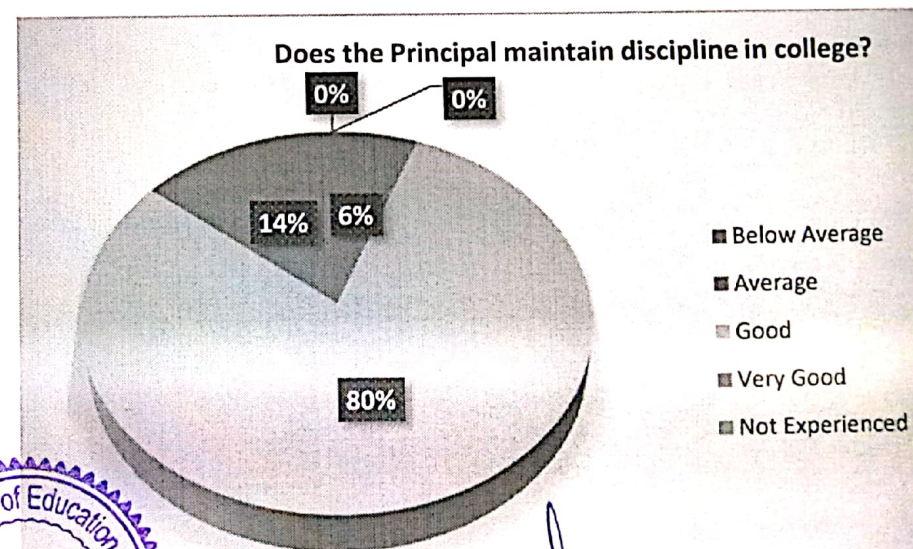
Que. 8) Does the Principal communicate effectively with students?

	Below Average	Average	Good	Very Good	Not Experienced
No. of students	0	15	55	29	2
Percentage	0	14.851485	54.45545	28.7128713	1.98019802



Que. 9) Does the Principal maintain discipline in college?

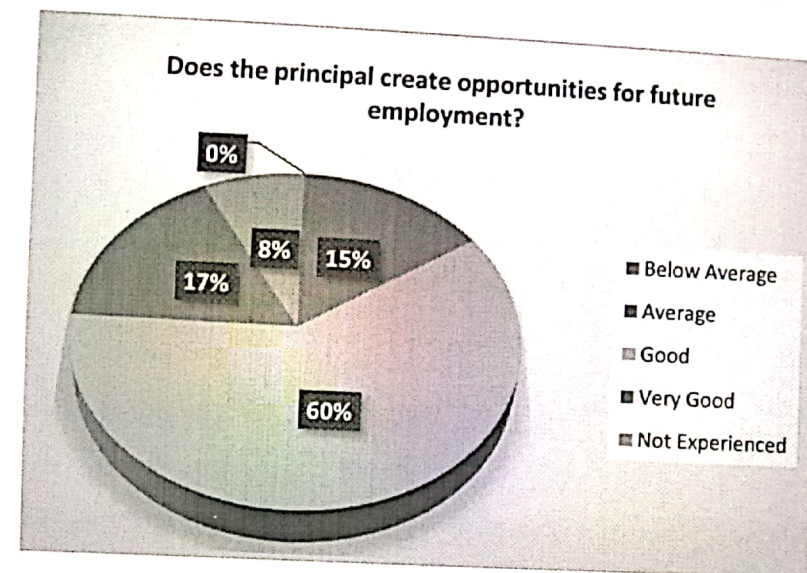
	Below Average	Average	Good	Very Good	Not Experienced
No. of students	0	6	81	14	0
Percentage	0	5.9405941	80.19802	13.8613861	0



[Signature]
PRINCIPAL
 Brahma Valley College of Education
 Anjaneri, Nashik

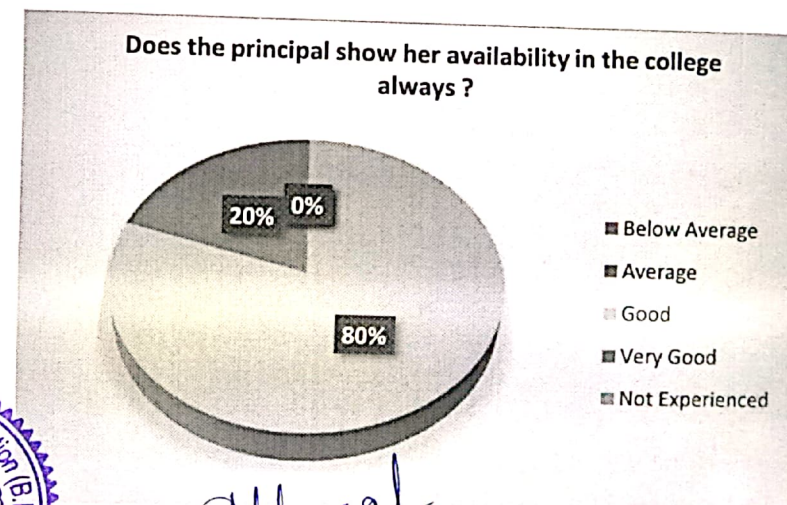
Que. 10) Does the principal create opportunities for future employment?

	Below Average	Average	Good	Very Good	Not Experienced
No. of students	0	15	61	17	8
Percentage	0	14.851485	60.39604	16.8316832	7.920792079



Que. 11) Does the principal show her availability in the college always ?

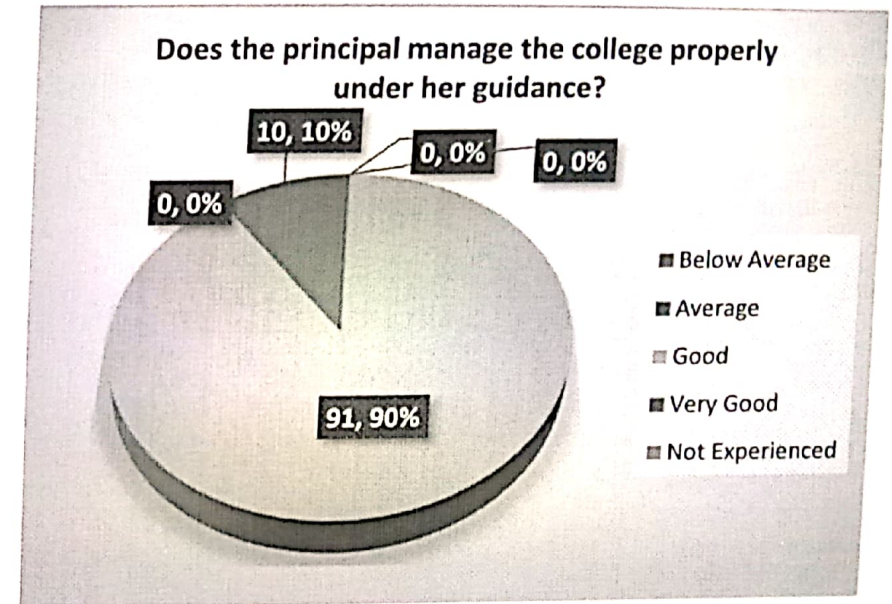
	Below Average	Average	Good	Very Good	Not Experienced
No. of students	0	0	81	20	0
Percentage	0	0	80.19802	19.8019802	0



Adhikari
PRINCIPAL
 Brahma Valley College of Education
 Anjaneri, Nashik

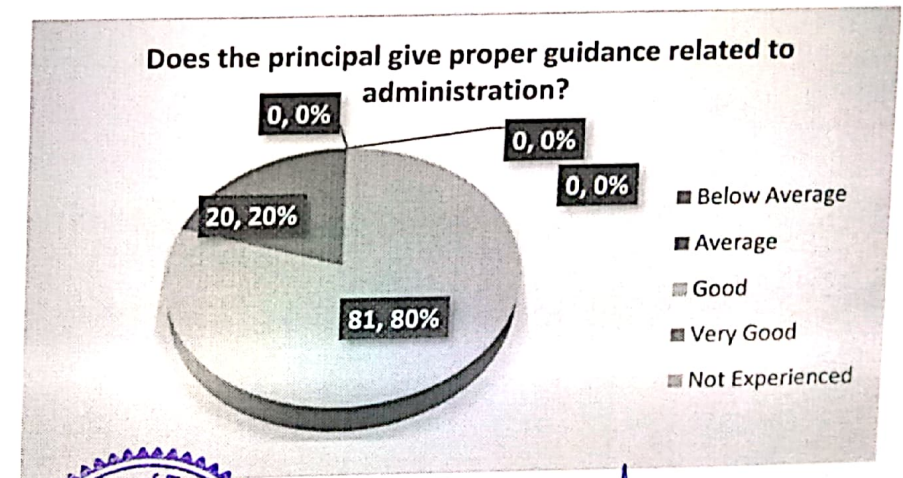
Que. 12) Does the principal manage the college properly under her guidance?

	Below Average	Average	Good	Very Good	Not Experienced
No. of students	0	0	91	10	0
Percentage	0	0	90.09901	9.9009901	0



Que. 13) Does the principal give proper guidance related to administration?

	Below Average	Average	Good	Very Good	Not Experienced
No. of students	0	0	81	20	0
Percentage	0	0	80.19802	19.8019802	0



Que 14) Give overall feedback of Principal madam in your own words.
The work and leadership of principle madam is very good . She effectively done her job

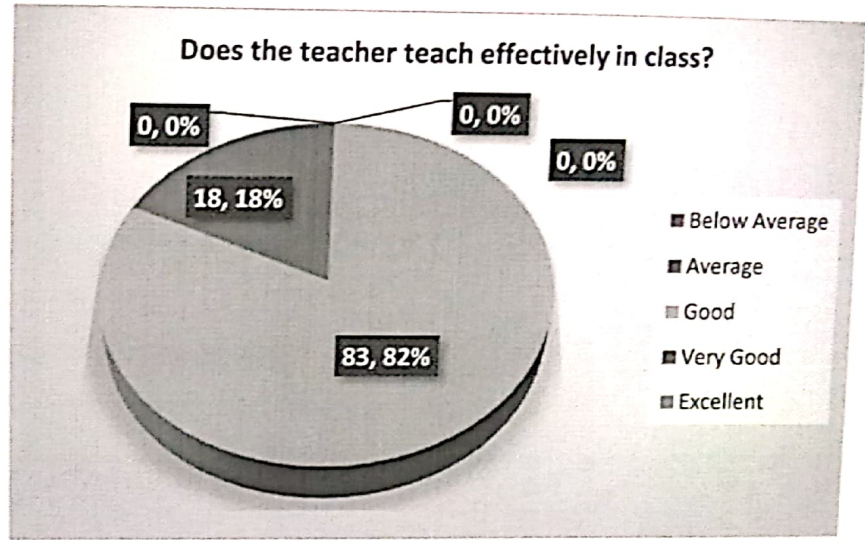


Signature
PRINCIPAL
Brahma Valley College of Education
Anjaneri, Nashik

Feedback Of Teacher : Prof. Rabab Bhagat

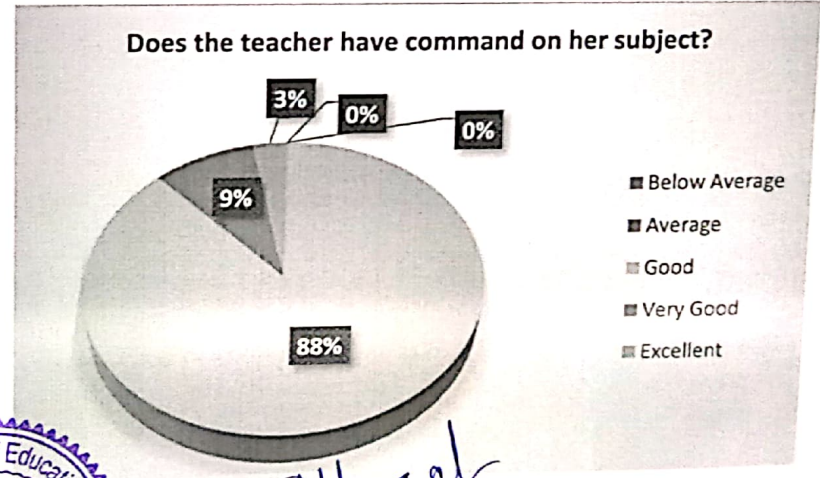
Que. 1) Does the teacher teach effectively in class?

	Below Average	Average	Good	Very Good	Excellent
No. of students	0	0	83	18	0
Percentage	0	0	82.17822	17.8217822	0



Que. 2) Does the teacher have command on her subject?


	Below Average	Average	Good	Very Good	Excellent
No. of students	0	0	89	9	3
Percentage	0	0	88.11881	8.91089109	2.97029703



Rabab Bhagat
PRINCIPAL
Brahma Valley College of Education
Anjaneri, Nashik


Ques 3) Does the teacher interact with students properly ?

	Below Average	Average	Good	Very Good	Excellent
No. of students	0	0	92	6	1
Percentage	0	0	91.00%	5.96%	2.97%



Ques 4) Does the teacher do proper monitoring?


	Below Average	Average	Good	Very Good	Excellent
No. of students	0	0	87	11	1
Percentage	0	0	86.1801	10.891091	2.972973



Signature
PRINCIPAL
 Jyoti Vastav College of Education
 Anandpur, Haryana

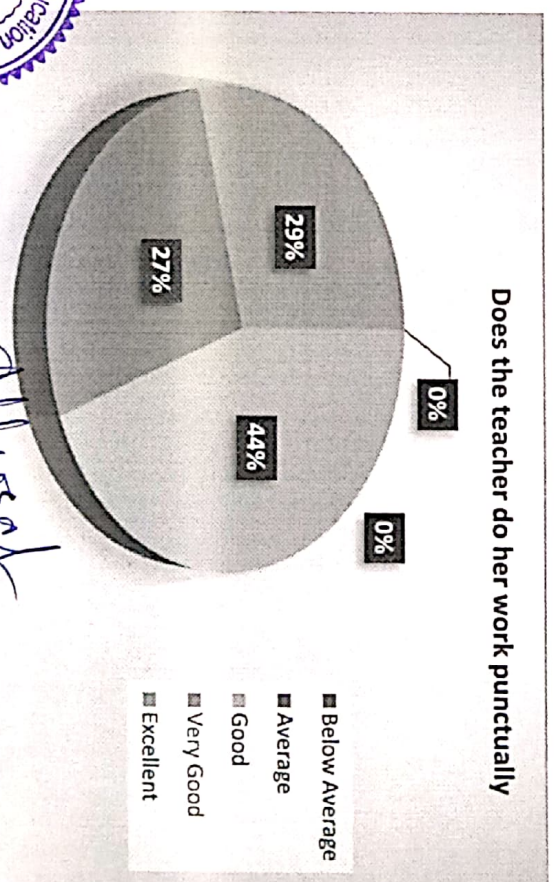
Que.5) Does the teacher provide solutions related to subject effectively?

	Below Average	Average	Good	Very Good	Excellent
No. of students	0	0	49	27	25
Percentage	0	0	48.51485	26.7326733	24.75247525



Que.6) Does the teacher do her work punctually


	Below Average	Average	Good	Very Good	Excellent
No. of students	0	0	45	27	29
Percentage	0	0	44.55446	26.7326733	28.71287129



Signature
PRINCIPAL
 Anjaneri Nashik College of Education
 Anjaneri, Nashik


Que. 7) Do the teachers coordinate with students properly?

	Below Average	Average	Good	Very Good	Excellent
No. of students	0	0	49	26	26
Percentage	0	0	48.51485	25.7425743	25.74257426



Que.8) Does the teacher maintain discipline?

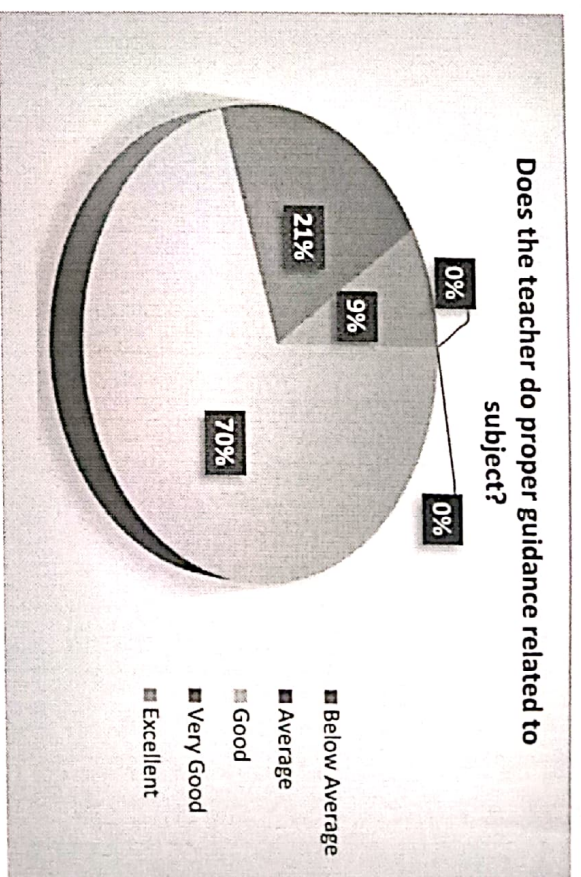
	Below Average	Average	Good	Very Good	Excellent
No. of students	0	0	67	26	8
Percentage	0	0	66.33663	25.7425743	7.920792079



Abhisek
PRINCIPAL
 Arjuna Valley College of Education,
 Arjuna, Nashik

Que.9) Does the teacher do proper guidance related to subject?

	Below Average	Average	Good	Very Good	Excellent
No. of students	0	0	71	21	9
Percentage	0	0	70.29703	20.7920792	8.910891089





Que.10) Give overall feedback of teacher in your own words.
The work of teaching is very good and problem solving technique is excellent.

Feedback Of Teacher : Prof. Manoj Shinde

Que. 1) Does the teacher teach effectively in class?

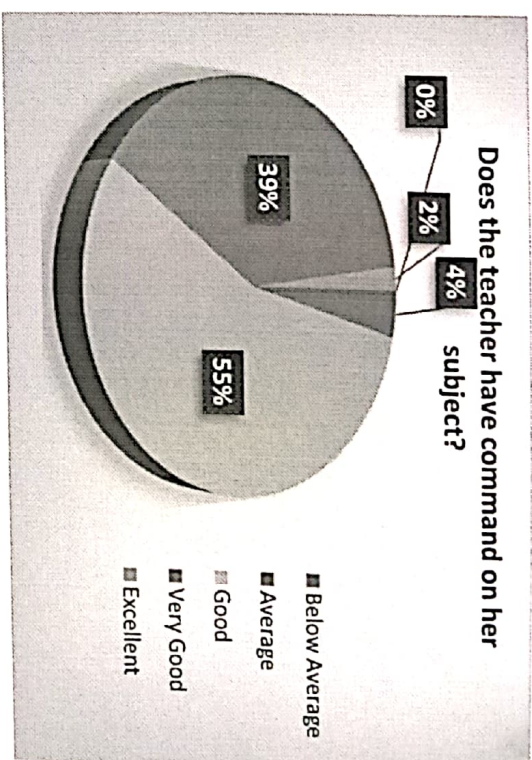
	Below Average	Average	Good	Very Good	Excellent
No. of students	0	6	71	21	3
Percentage	0	5.9405941	70.29703	20.7920792	2.97029703



Signature
PRINCIPAL
Brahma Valley College of Education
Anjaneri, Nashik

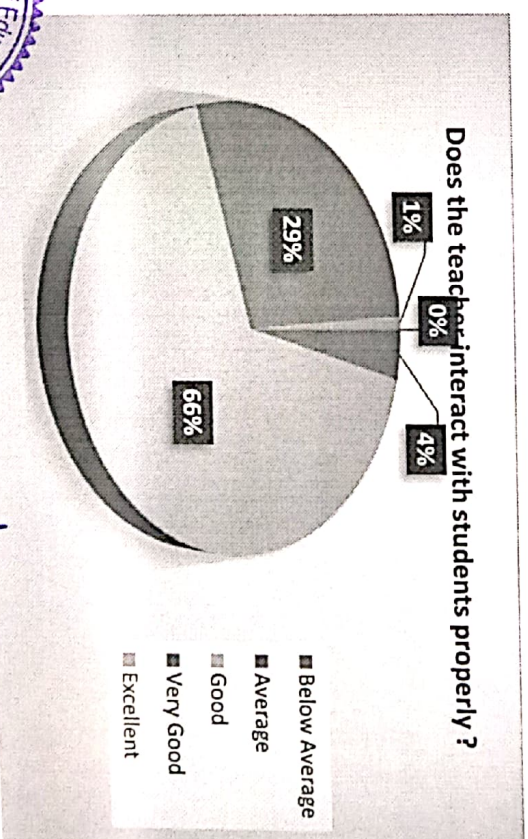
Que. 2) Does the teacher have command on her subject?

	Below Average	Average	Good	Very Good	Excellent
No. of students	0	4	56	39	2
Percentage	0	3.960396	55.44554	38.6138614	1.98019802



Que. 3) Does the teacher interact with students properly?

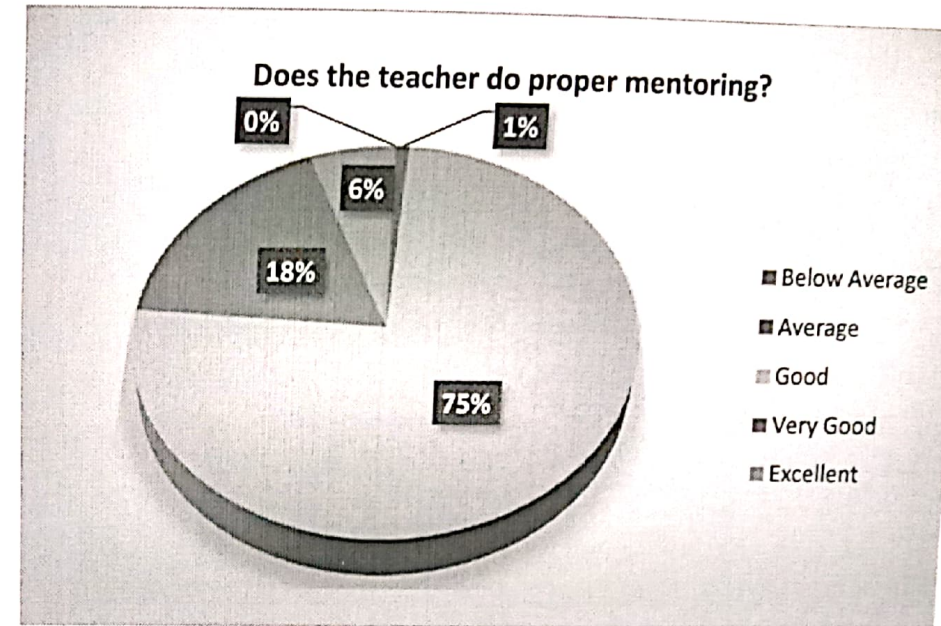
	Below Average	Average	Good	Very Good	Excellent
No. of students	0	4	67	29	1
Percentage	0	3.960396	66.33663	28.7128713	0.99009901



[Signature]
PRINCIPAL
 Brahma Valley College of Education
 Anjaneri, Nashik

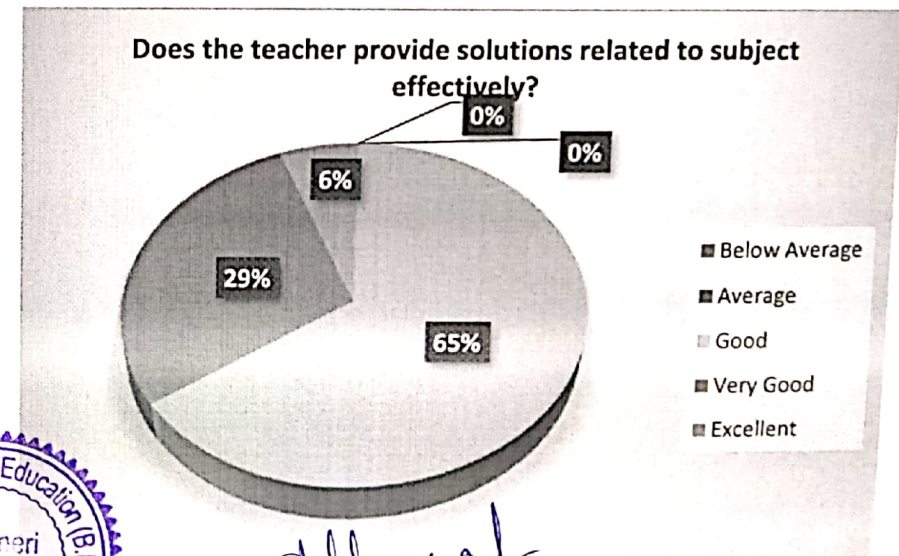
Que.4) Does the teacher do proper mentoring?

	Below Average	Average	Good	Very Good	Excellent
No. of students	0	1	76	18	6
Percentage	0	0.990099	75.24752	17.8217822	5.940594059



Que.5) Does the teacher provide solutions related to subject effectively?

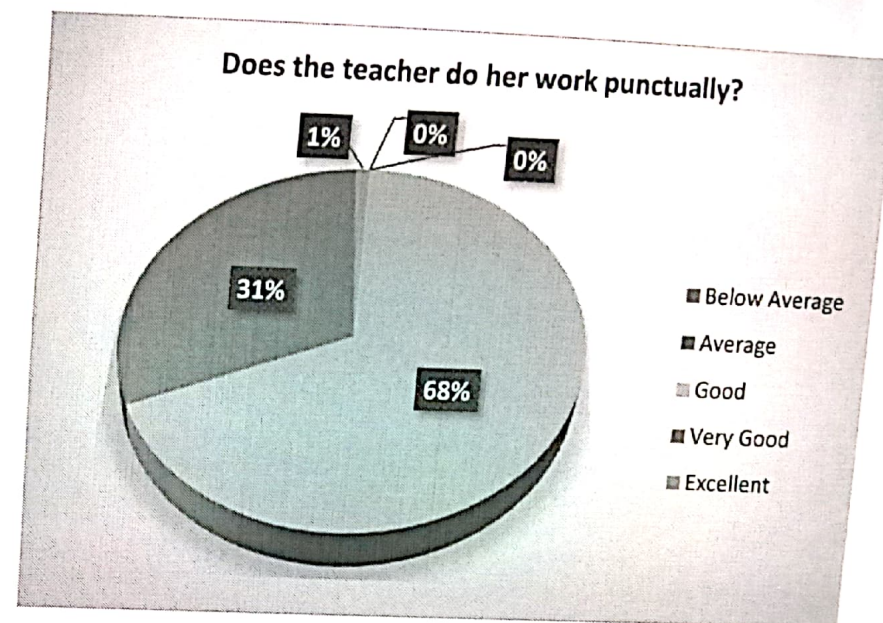
	Below Average	Average	Good	Very Good	Excellent
No. of students	0	0	66	29	6
Percentage	0	0	65.34653	28.7128713	5.940594059



[Signature]
PRINCIPAL
 Brahma Valley College of Education
 Anjaneri, Nashik


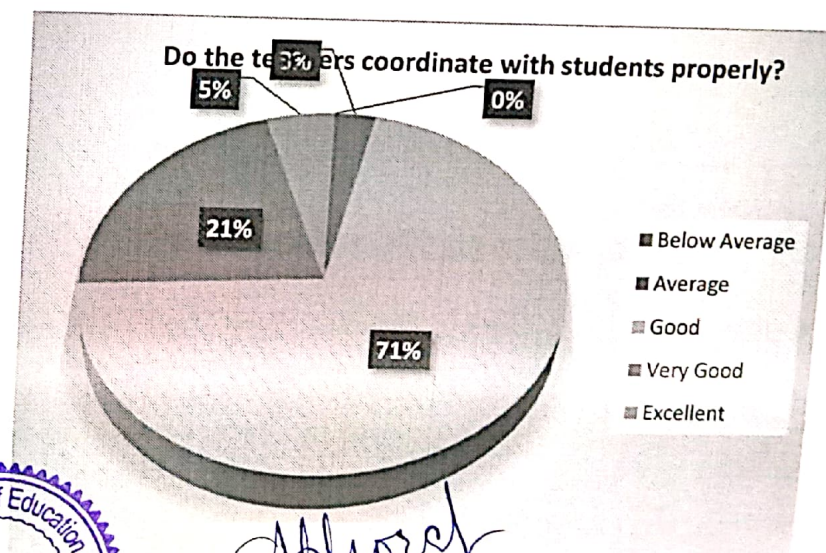
Que.6) Does the teacher do her work punctually?

	Below Average	Average	Good	Very Good	Excellent
No. of students	0	0	69	31	1
Percentage	0	0	68.31683	30.6930693	0.99009901



Que. 7) Do the teachers coordinate with students properly?

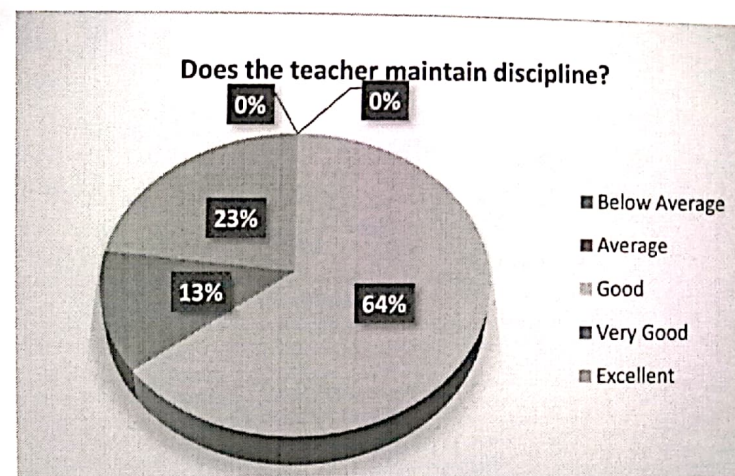
	Below Average	Average	Good	Very Good	Excellent
No. of students	0	3	72	21	5
Percentage	0	2.970297	71.28713	20.7920792	4.95049505



[Signature]
PRINCIPAL
 Brahma Valley College of Education
 Anjaneri, Nashik

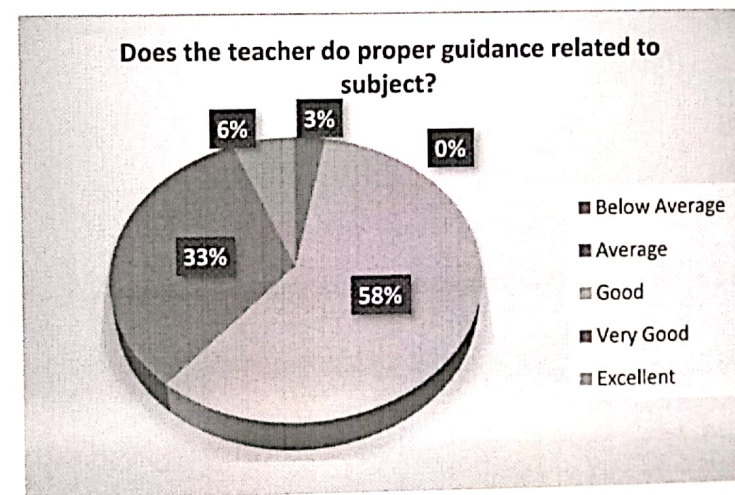
Que.8) Does the teacher maintain discipline?

	Below Average	Average	Good	Very Good	Excellent
No. of students	0	0	65	13	23
Percentage	0	0	64.35644	12.8712871	22.77227723



Que.9) Does the teacher do proper guidance related to subject?

	Below Average	Average	Good	Very Good	Excellent
No. of students	0	3	59	33	6
Percentage	0	2.970297	58.41584	32.6732673	5.940594059



Que.10) Give overall feedback of teacher in your own words.

The overall work of teacher is very good. He is very good in teaching, mentoring and explaining all doubts.

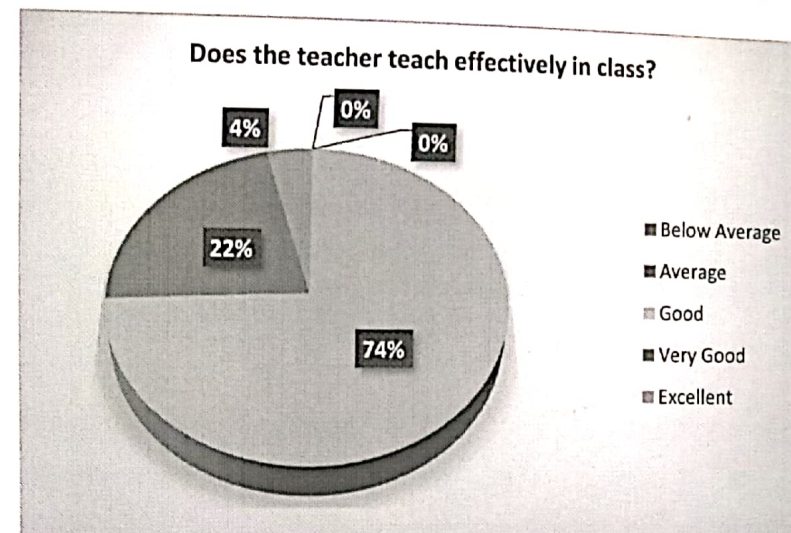


[Signature]
PRINCIPAL
 Brahma Valley College of Education,
 Anjaneri, Nashik

Feedback Of Teacher : Prof. Kavita Kadam

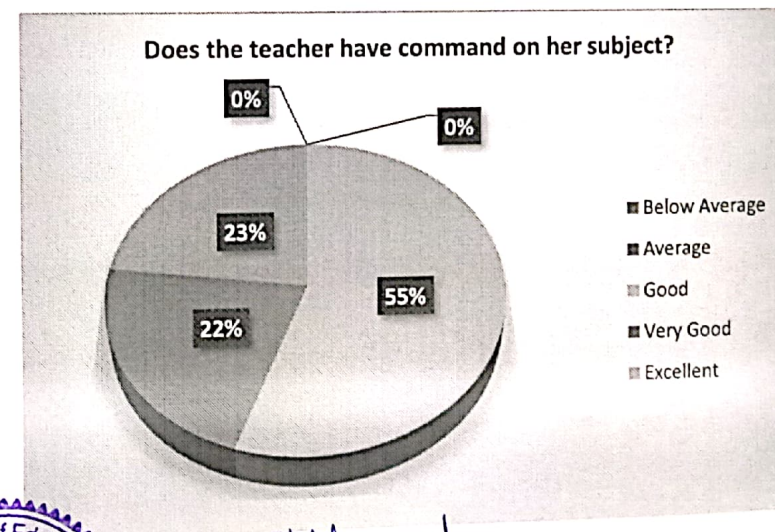
Que. 1) Does the teacher teach effectively in class?

	Below Average	Average	Good	Very Good	Excellent
No. of students	0	0	75	22	4
Percentage	0	0	74.25743	21.7821782	3.96039604



Que. 2) Does the teacher have command on her subject?

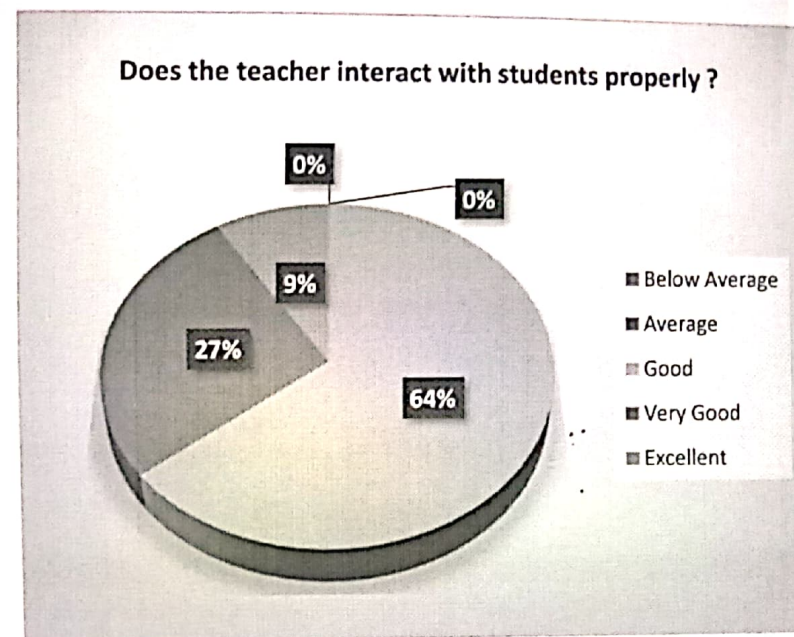
	Below Average	Average	Good	Very Good	Excellent
No. of students	0	0	56	22	23
Percentage	0	0	55.44554	21.7821782	22.77227723



Author
PRINCIPAL
 Brahma Valley College of Education
 Anjaneri, Nashik


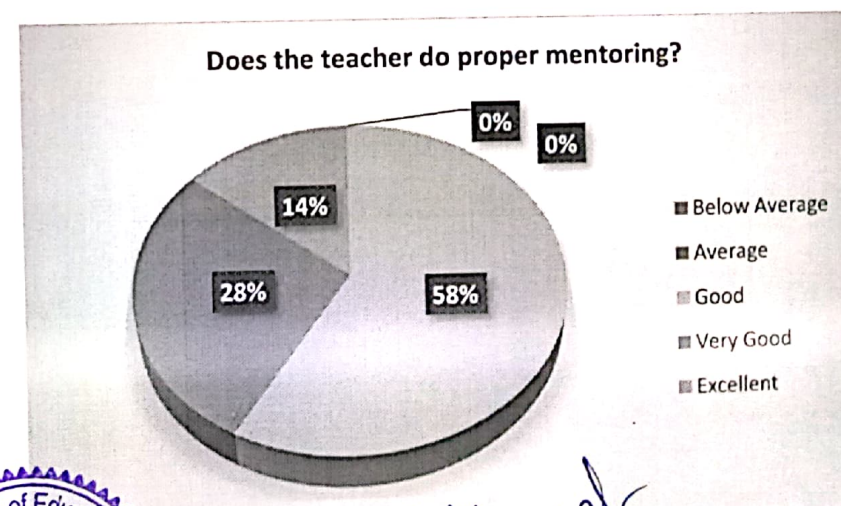
Que. 3) Does the teacher interact with students properly ?

	Below Average	Average	Good	Very Good	Excellent
No. of students	0	0	65	27	9
Percentage	0	0	64.35644	26.7326733	8.910891089



Que.4) Does the teacher do proper mentoring?

	Below Average	Average	Good	Very Good	Excellent
No. of students	0	0	59	28	14
Percentage	0	0	58.41584	27.7227723	13.86138614

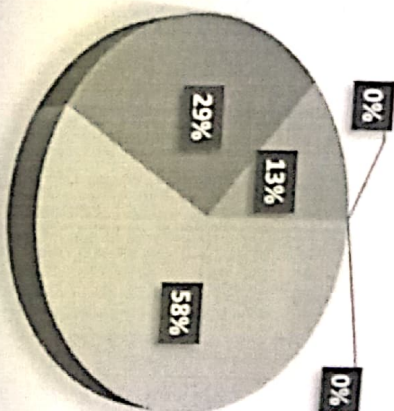


[Signature]
PRINCIPAL
 Brahma Valley College of Education
 Anjaneri, Nashik

Que.5) Does the teacher provide solutions related to subject effectively?

	Below Average	Average	Good	Very Good	Excellent
No. of students	0	0	59	29	13
Percentage	0	0	58.415842	28.71287129	12.87128713

Does the teacher provide solutions related to subject effectively?

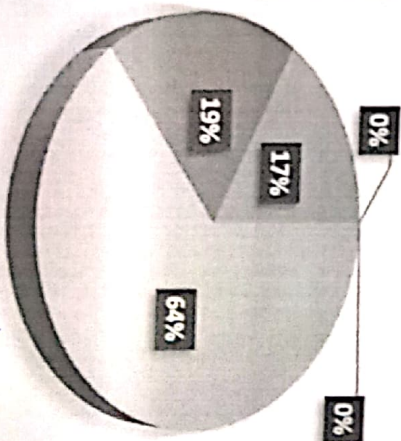


■ Below Average
■ Average
■ Good
■ Very Good
■ Excellent

Que.6) Does the teacher do her work punctually?

	Below Average	Average	Good	Very Good	Excellent
No. of students	0	0	65	19	17
Percentage	0	0	64.35644	18.8118812	16.83168317

Does the teacher do her work punctually?



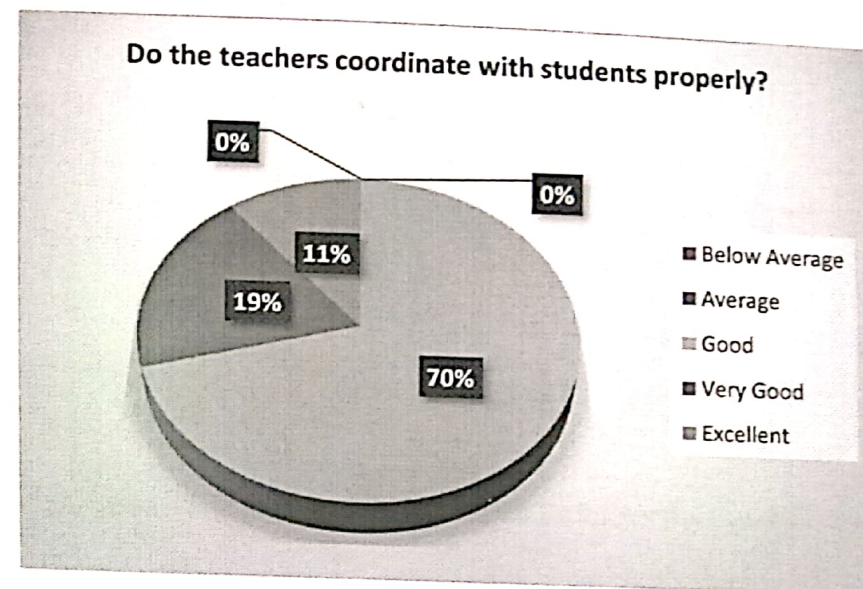
■ Below Average
■ Average
■ Good
■ Very Good
■ Excellent



Approved
PRINCIPAL
Brahma Valley College of Education
Anjaneri, Nashik


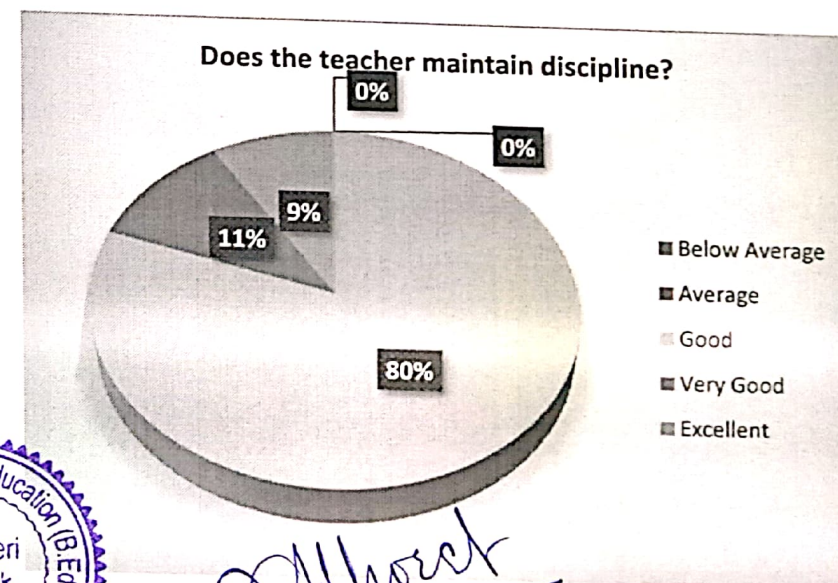
Que. 7) Do the teachers coordinate with students properly?

	Below Average	Average	Good	Very Good	Excellent
No. of students	0	0	71	19	11
Percentage	0	0	70.29703	18.8118812	10.89108911



Que.8) Does the teacher maintain discipline?

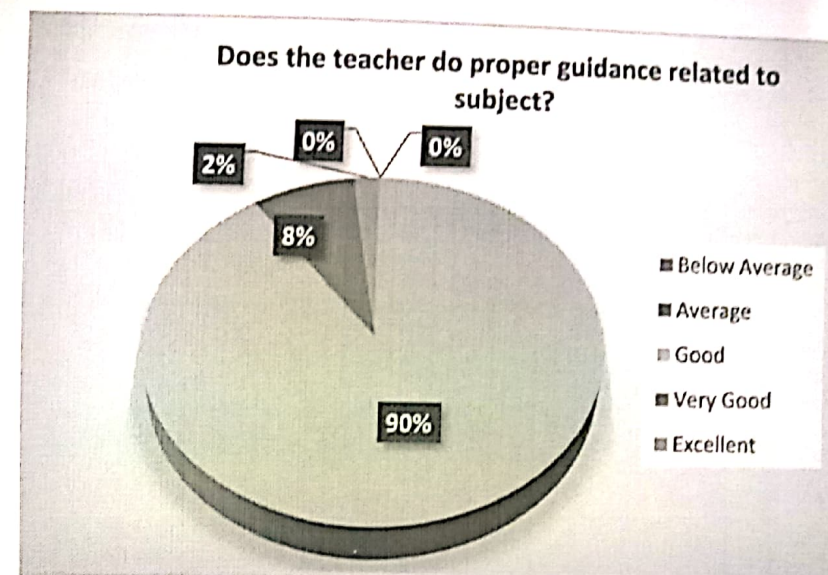
	Below Average	Average	Good	Very Good	Excellent
No. of students	0	0	81	11	9
Percentage	0	0	80.19802	10.8910891	8.910891089



[Signature]
PRINCIPAL
 Brahma Valley College of Education
 Anjaneri, Nashik

Que.9) Does the teacher do proper guidance related to subject?

	Below Average	Average	Good	Very Good	Excellent
No. of students	0	0	91	8	2
Percentage	0	0	90.09901	7.92079208	1.98019802





Que.10) Give overall feedback of teacher in your own words.

The overall work of teacher is very good. She is very good in teaching , mentoring and explaining all doubts.

Feedback Of Teacher : Dr. Vidyadevi Bagul

Que. 1) Does the teacher teach effectively in class?

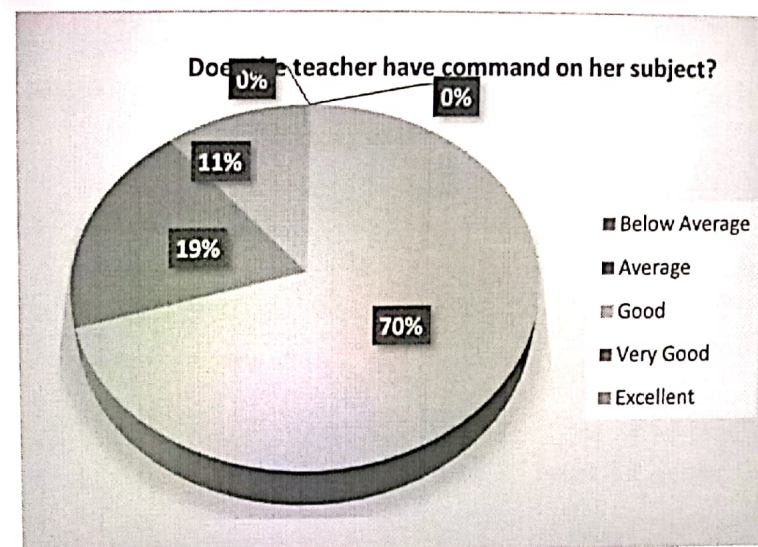
	Below Average	Average	Good	Very Good	Excellent
No. of students	0	3	81	11	6
Percentage	0	2.970297	80.19802	10.8910891	5.940594059



[Signature]
PRINCIPAL
 Brahma Valley College of Education
 Anjaneri, Nashik

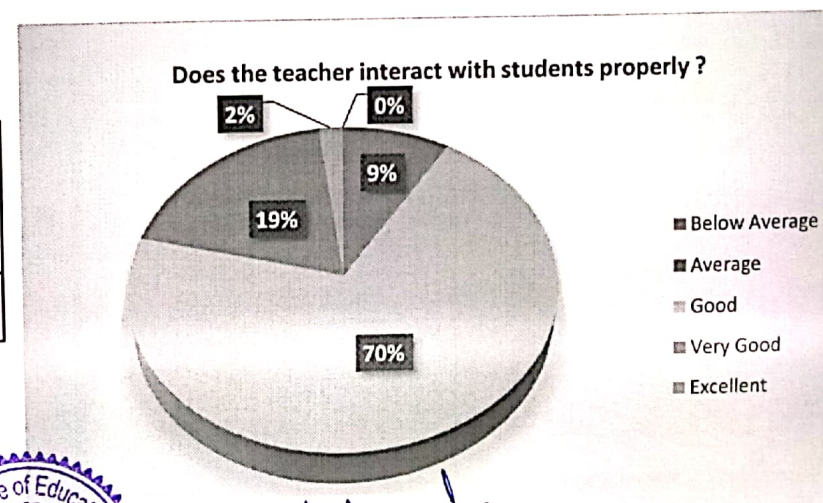
Que. 2) Does the teacher have command on her subject?

	Below Average	Average	Good	Very Good	Excellent
No. of students	0	0	71	19	11
Percentage	0	0	70.29703	18.8118812	10.89108911



Que. 3) Does the teacher interact with students properly ?

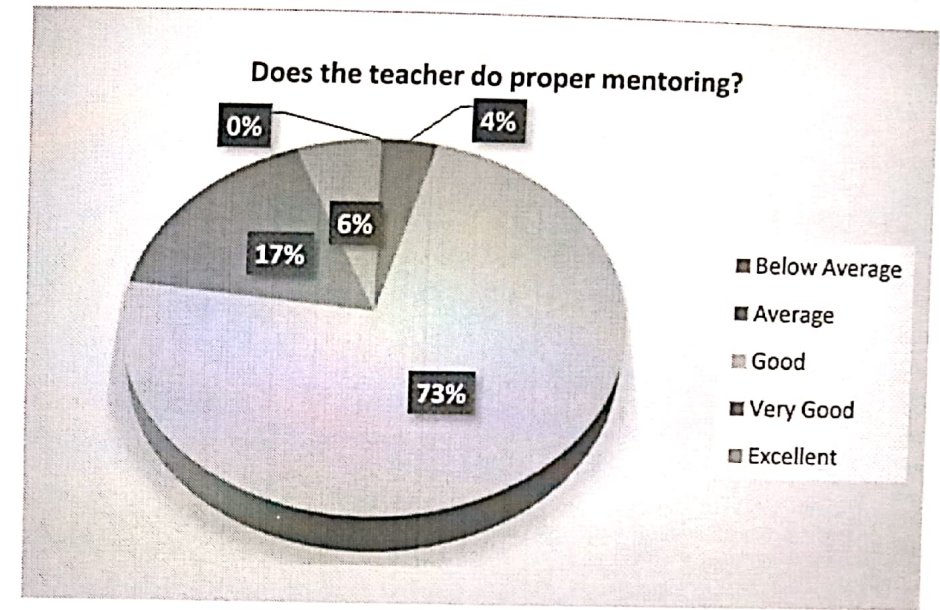
	Below Average	Average	Good	Very Good	Excellent
No. of students	0	9	71	19	2
Percentage	0	8.9108911	70.29703	18.8118812	1.98019802



[Signature]
PRINCIPAL
 Brahma Valley College of Education
 Anjaneri, Nashik


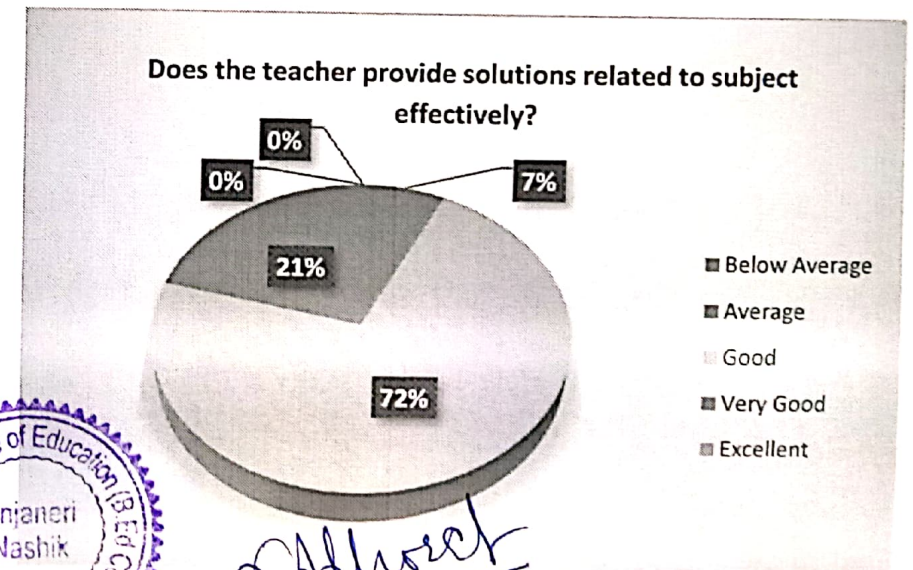
Que.4) Does the teacher do proper mentoring?

	Below Average	Average	Good	Very Good	Excellent
No. of students	0	4	74	17	6
Percentage	0	3.960396	73.26733	16.8316832	5.940594059



Que.5) Does the teacher provide solutions related to subject effectively?

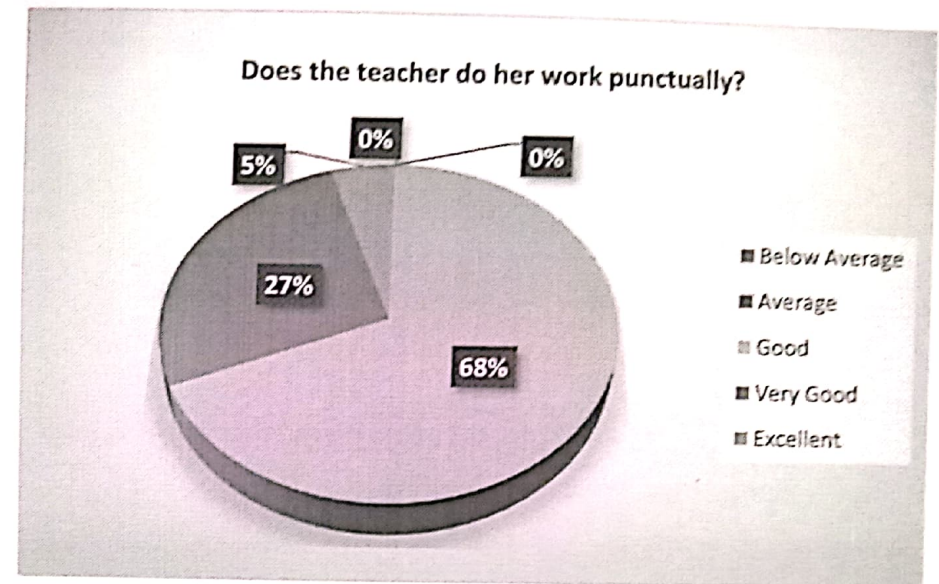
	Below Average	Average	Good	Very Good	Excellent
No. of students	0	7	73	21	0
Percentage	0	6.9306931	72.27723	20.7920792	0



[Signature]
PRINCIPAL
 Brahma Valley College of Education
 Anjaneri, Nashik


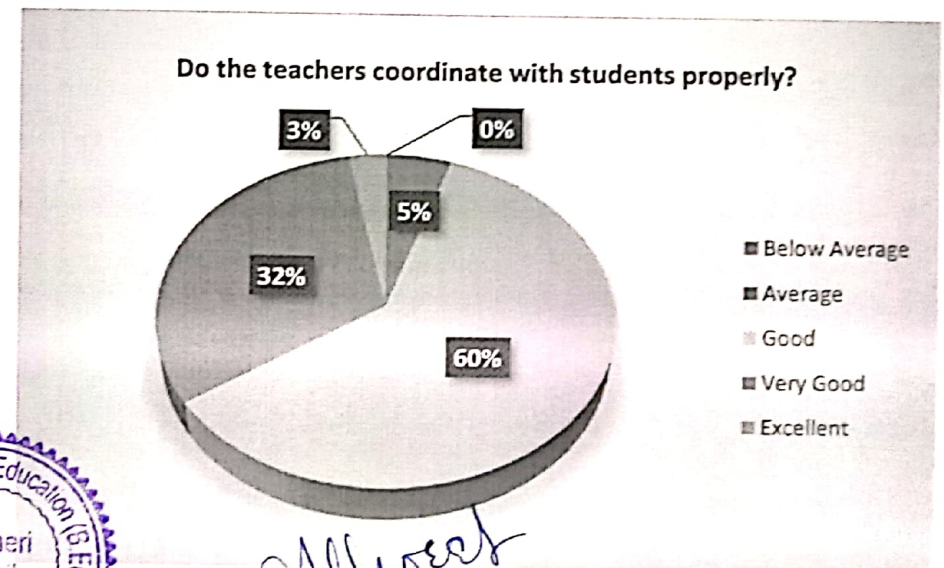
Que.6) Does the teacher do her work punctually?

	Below Average	Average	Good	Very Good	Excellent
No. of students	0	0	69	27	5
Percentage	0	0	68.31683	26.7326733	4.95049505



Que. 7) Do the teachers coordinate with students properly?

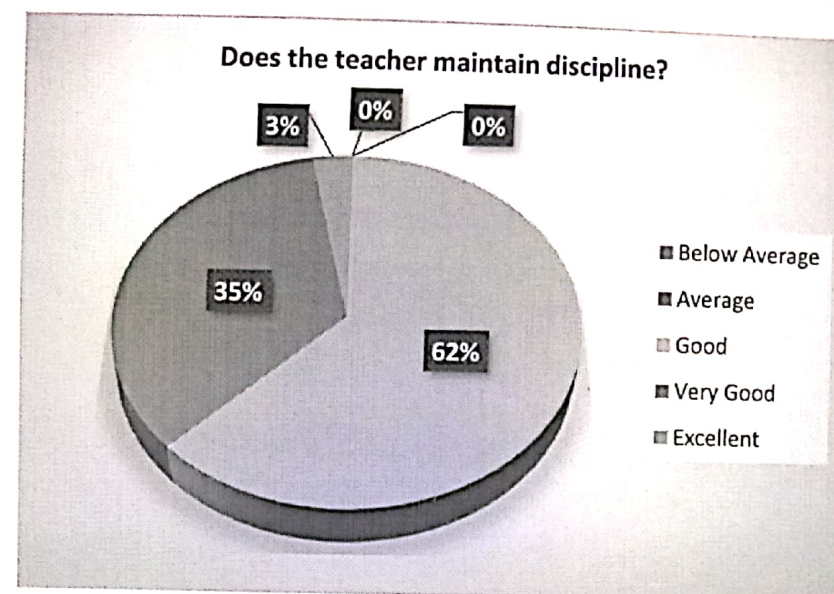
	Below Average	Average	Good	Very Good	Excellent
No. of students	0	5	61	32	3
Percentage	0	4.95049505	60.39604	31.68316832	2.97029703



[Signature]
PRINCIPAL
 Brahma Valley College of Education,
 Anjaneri, Nashik

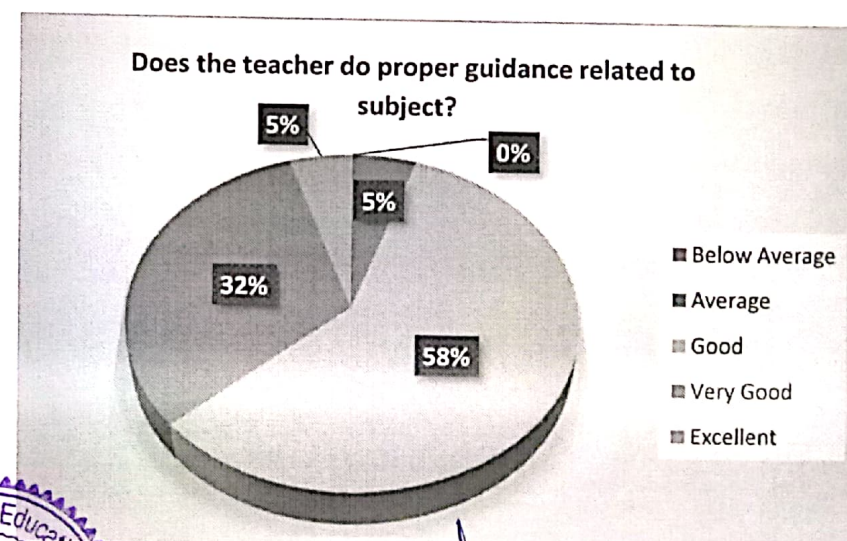
Que.8) Does the teacher maintain discipline?

	Below Average	Average	Good	Very Good	Excellent
No. of students	0	0	63	35	3
Percentage	0	0	62.37624	34.6534653	2.97029703



Que.9) Does the teacher do proper guidance related to subject?

	Below Average	Average	Good	Very Good	Excellent
No. of students	0	5	59	32	5
Percentage	0	4.950495	58.41584	31.6831683	4.95049505



Que.10) Give overall feedback of teacher in your own words.
Teaching method is very good and subject knowledge is very high.

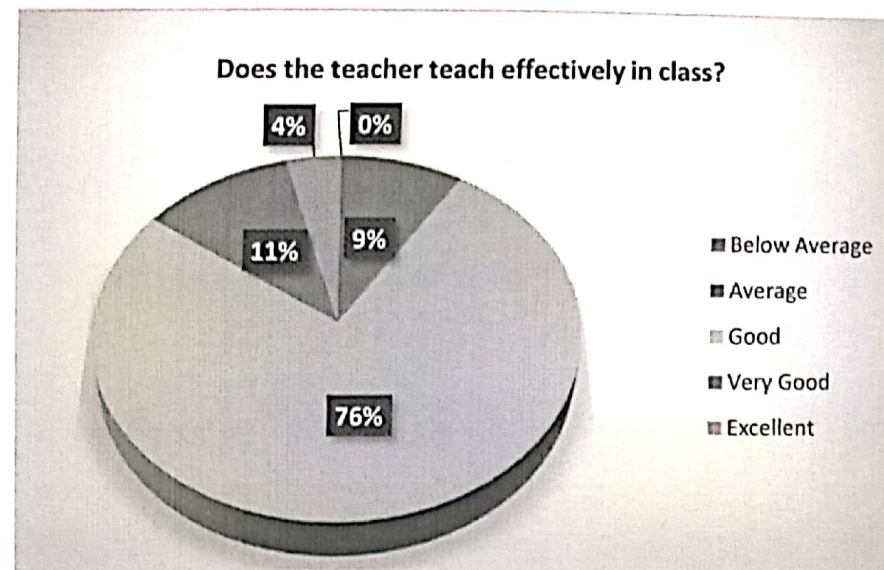


Abhisek
PRINCIPAL
Brahma Valley College of Education
Anjaneri, Nashik

Feedback Of Teacher : Dr. Sachin Pore


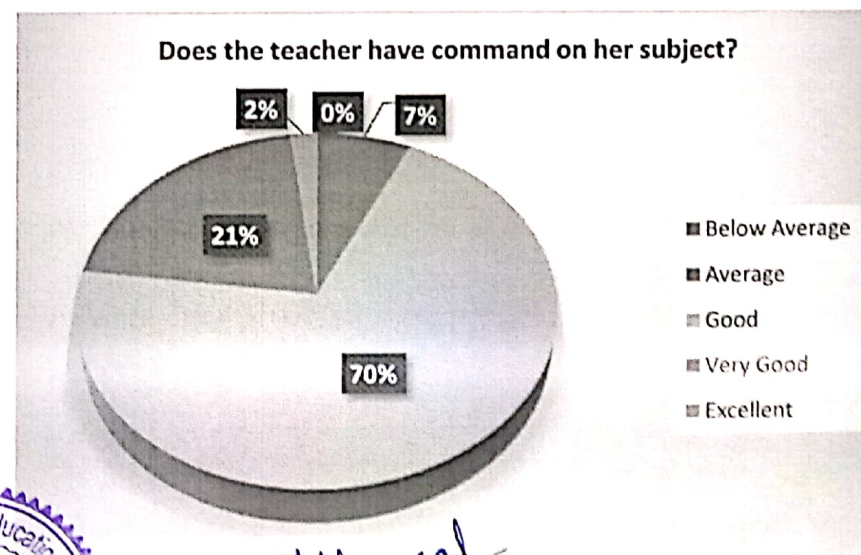
Que. 1) Does the teacher teach effectively in class?

	Below Average	Average	Good	Very Good	Excellent
No. of students	0	9	77	11	4
Percentage	0	8.9108911	76.23762	10.8910891	3.96039604



Que. 2) Does the teacher have command on her subject?

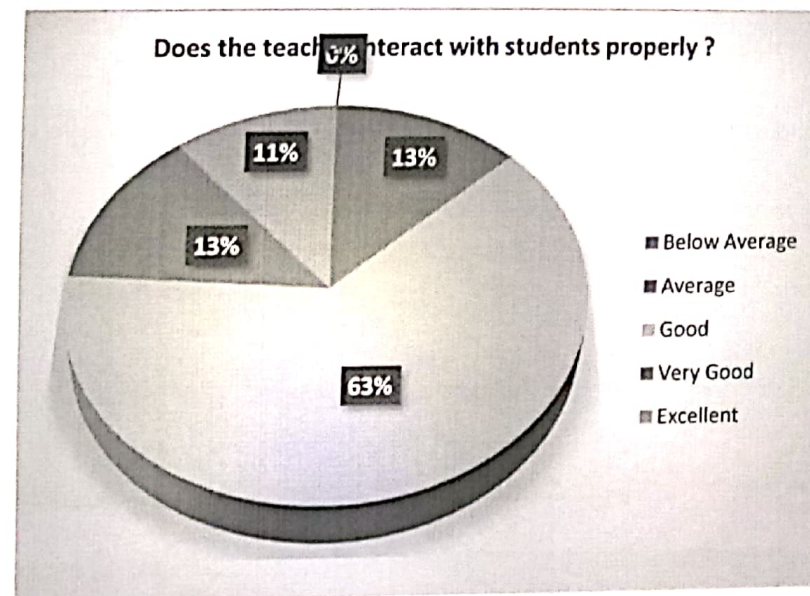
	Below Average	Average	Good	Very Good	Excellent
No. of students	0	7	71	21	2
Percentage	0	6.9306931	70.29703	20.7920792	1.98019802



Sachin Pore
PRINCIPAL
 Brahma Valley College of Education
 Anjaneri, Nashik

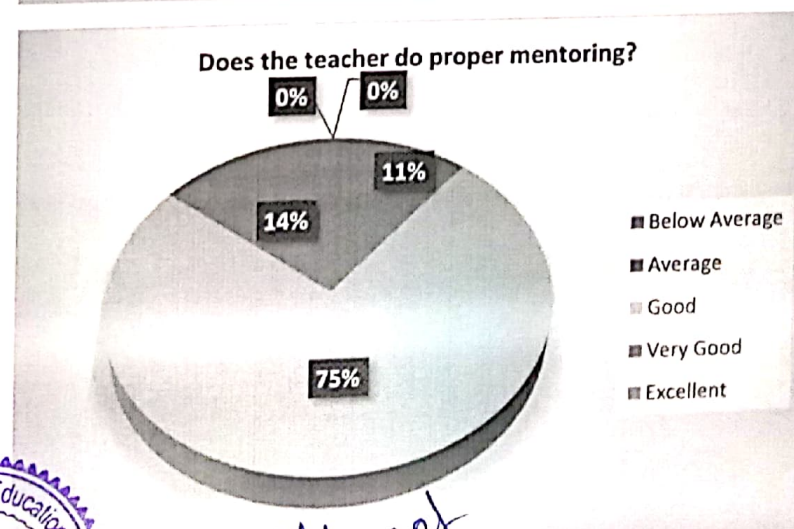
Que. 3) Does the teacher interact with students properly ?

	Below Average	Average	Good	Very Good	Excellent
No. of students	0	13	64	13	11
Percentage	0	12.871287	63.36634	12.8712871	10.89108911



Que.4) Does the teacher do proper mentoring?

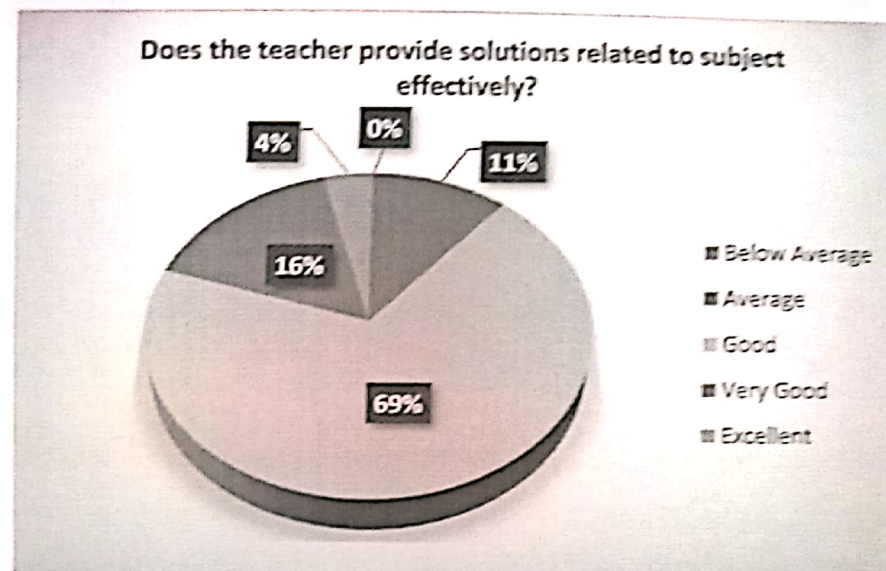
	Below Average	Average	Good	Very Good	Excellent
No. of students	0	11	76	14	0
Percentage	0	10.891089	75.24752	13.8613861	0



Alhoseet
PRINCIPAL
 Brahma Valley College of Education
 Anjaneri, Nashik


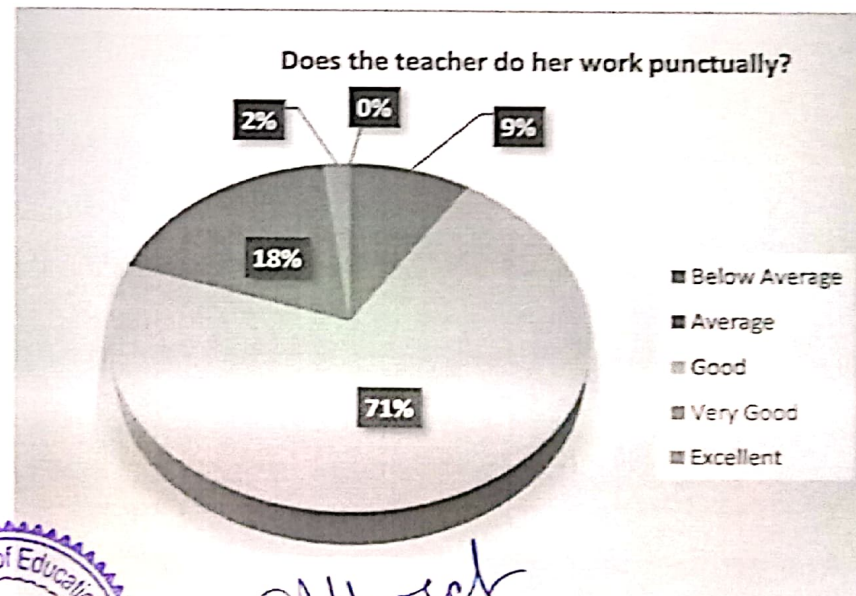
Que.5) Does the teacher provide solutions related to subject effectively?

	Below Average	Average	Good	Very Good	Excellent
No. of students	0	11	70	16	4
Percentage	0	10.891089	69.30693	15.8415842	3.96039604



Que.6) Does the teacher do her work punctually?

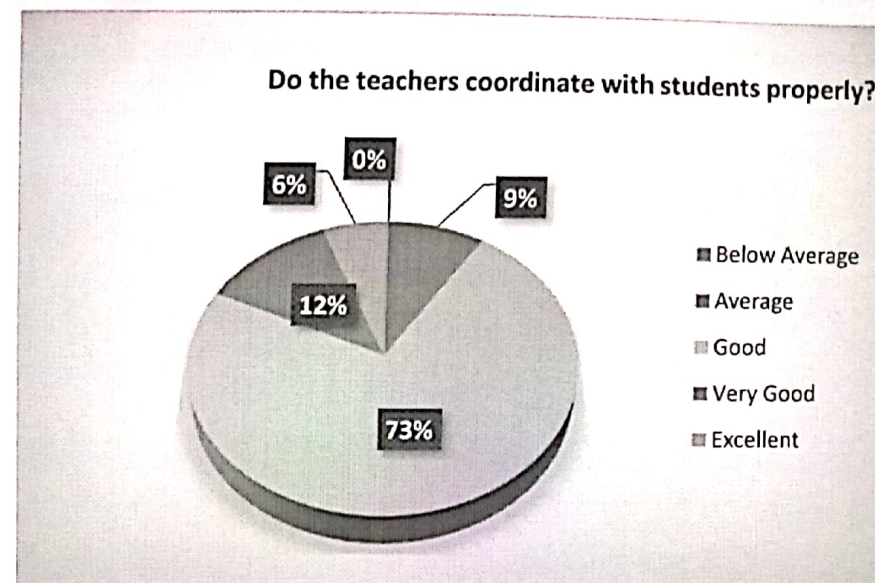
	Below Average	Average	Good	Very Good	Excellent
No. of students	0	9	72	18	2
Percentage	0	8.9108911	71.28713	17.8217822	1.98019802



[Signature]
PRINCIPAL
 Brahma Valley College of Education,
 Anjaneri, Nashik

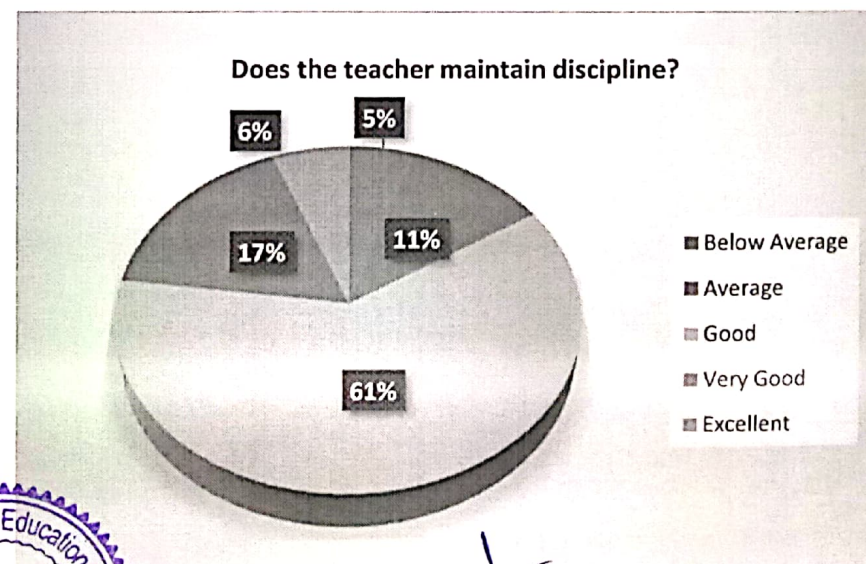
Que. 7) Do the teachers coordinate with students properly?

	Below Average	Average	Good	Very Good	Excellent
No. of students	0	9	74	12	6
Percentage	0	8.9108911	73.26733	11.8811881	5.940594059



Que.8) Does the teacher maintain discipline?

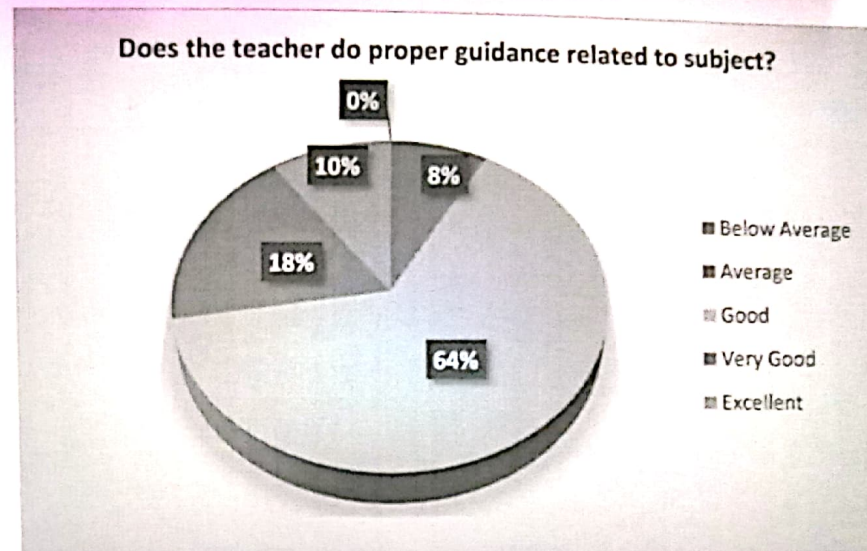
	Below Average	Average	Good	Very Good	Excellent
No. of students	5	11	62	17	6
Percentage	4.950495	10.891089	61.38614	16.8316832	5.940594059



[Signature]
PRINCIPAL
 Brahma Valley College of Education,
 Anjaneri, Nashik

Que.9) Does the teacher do proper guidance related to subject?

	Below Average	Average	Good	Very Good	Excellent
No. of students	0	8	65	18	10
Percentage	0	7.9207921	64.35644	17.8217822	9.900990099



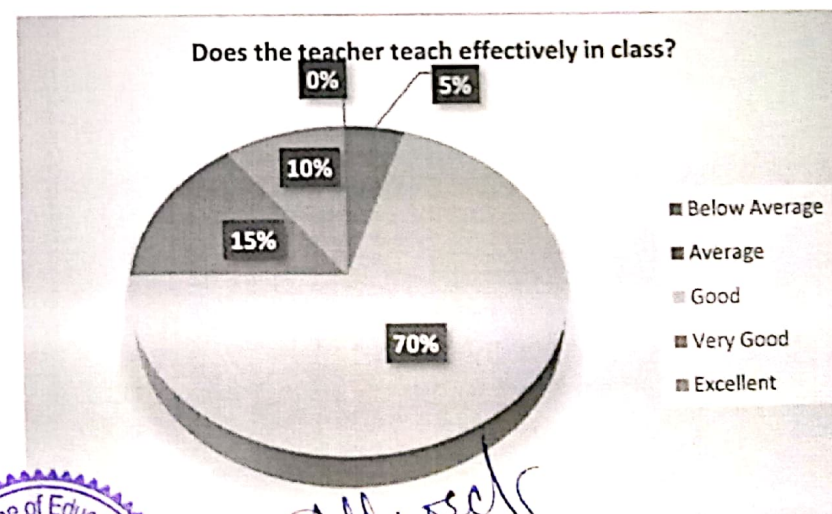
Que.10) Give overall feedback of teacher in your own words.

Teaching skill is very good. Guidance given by the teacher is very useful for students.

Feedback Of Teacher : Prof. Sachin Marathe

Que. 1) Does the teacher teach effectively in class?

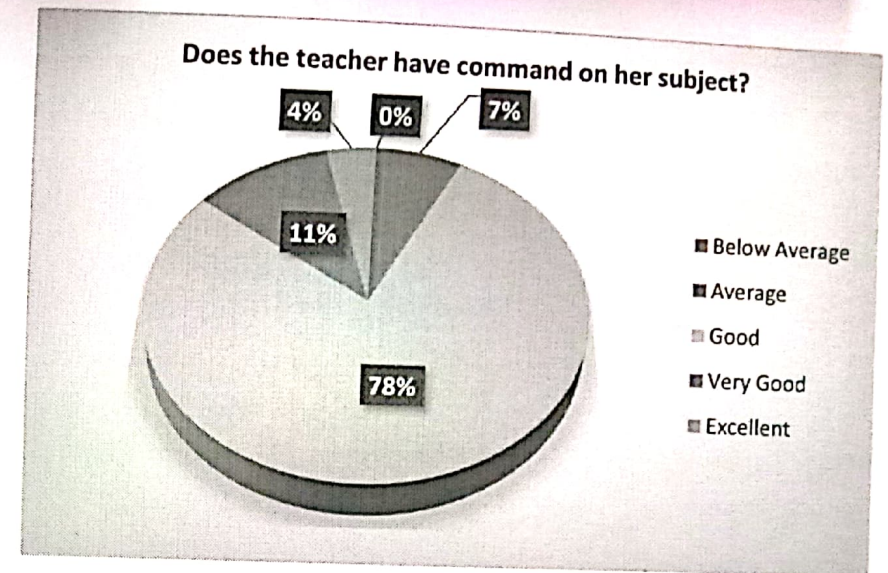
	Below Average	Average	Good	Very Good	Excellent
No. of students	0	5	71	15	10
Percentage	0	4.950495	70.29703	14.8514851	9.900990099



Sachin Marathe
PRINCIPAL
 Brahma Valley College of Education
 Anjaner, Nashik


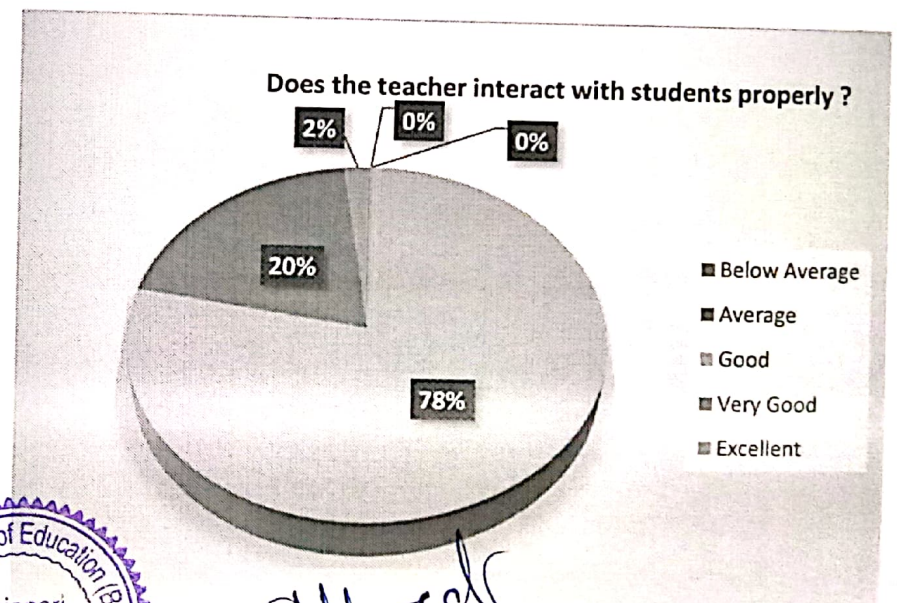
Que. 2) Does the teacher have command on her subject?

	Below Average	Average	Good	Very Good	Excellent
No. of students	0	7	79	11	4
Percentage	0	6.9306931	78.21782	10.8910891	3.96039604



Que. 3) Does the teacher interact with students properly ?

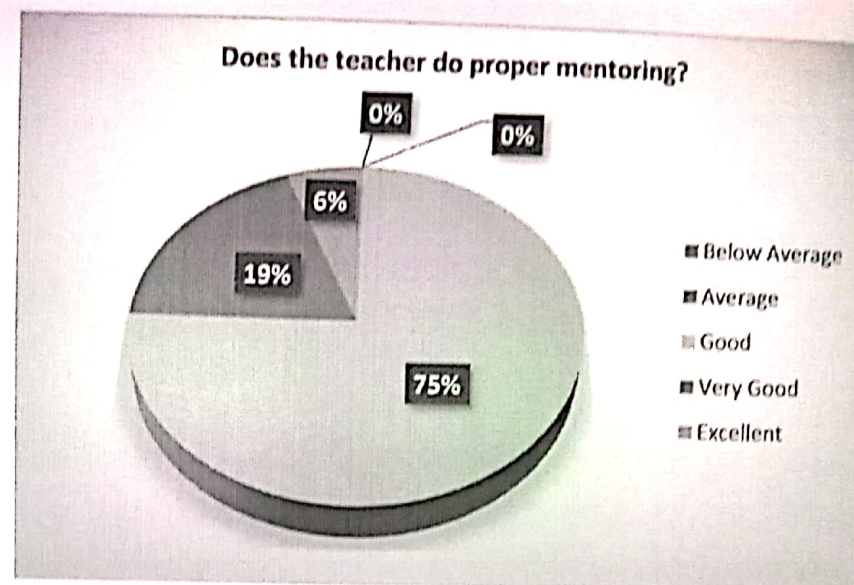
	Below Average	Average	Good	Very Good	Excellent
No. of students	0	0	79	20	2
Percentage	0	0	78.21782	19.8019802	1.98019802



[Signature]
PRINCIPAL
 Brahma Valley College of Education
 Anjaneri, Nashik


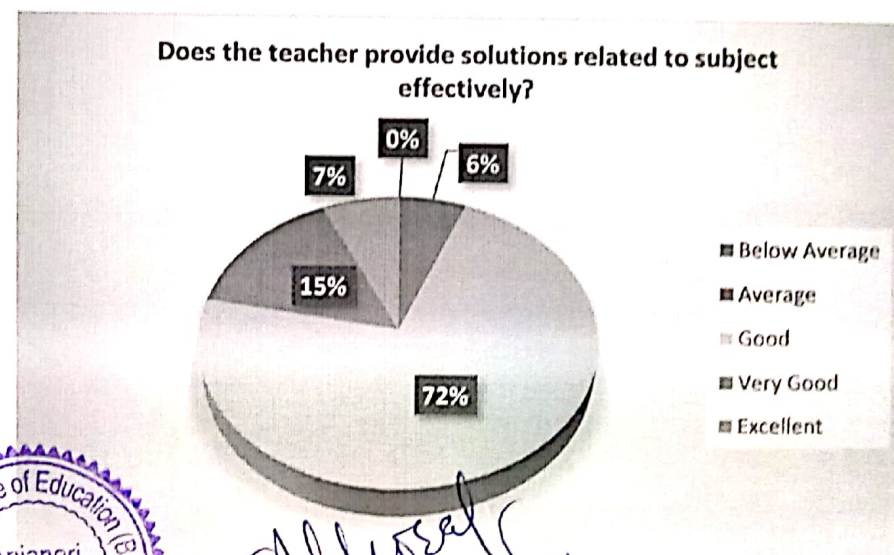
Que.4) Does the teacher do proper mentoring?

	Below Average	Average	Good	Very Good	Excellent
No. of students	0	0	76	19	6
Percentage	0	0	75.24752	18.8118812	5.940594059



Que.5) Does the teacher provide solutions related to subject effectively?

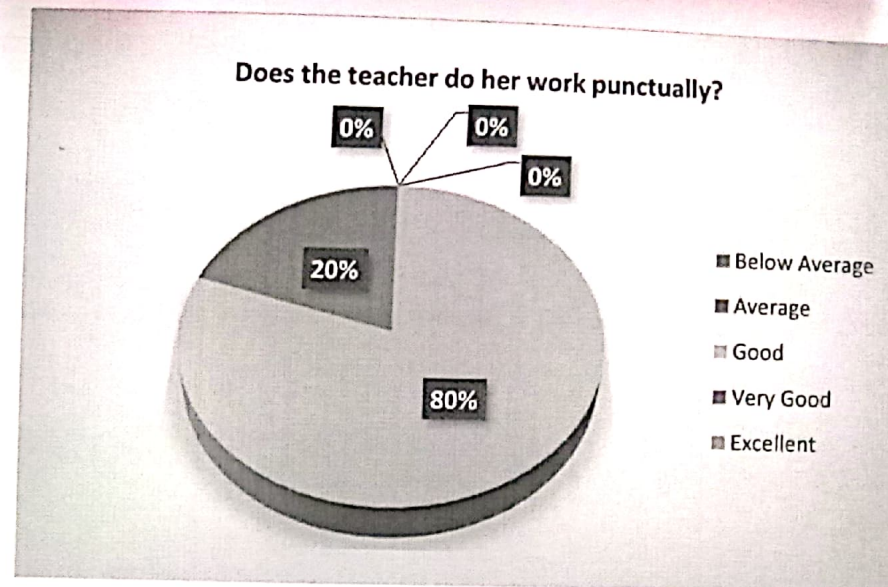
	Below Average	Average	Good	Very Good	Excellent
No. of students	0	6	73	15	7
Percentage	0	5.9405941	72.27723	14.8514851	6.930693069



[Signature]
PRINCIPAL
 Brahma Valley College of Education
 Anjaneri, Nashik


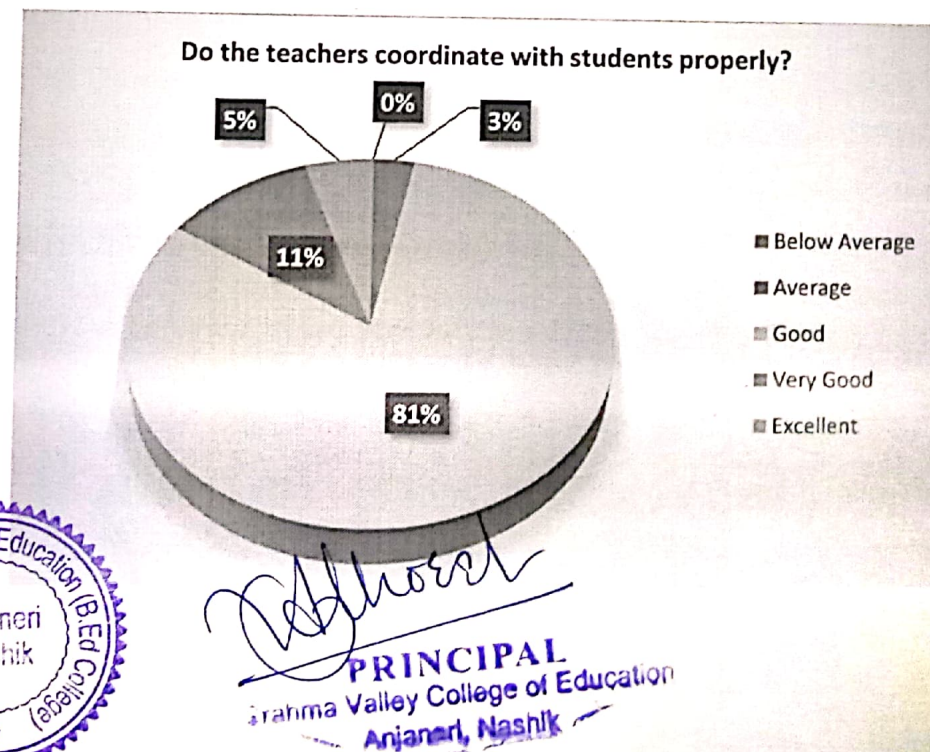
Que.6) Does the teacher do her work punctually?

	Below Average	Average	Good	Very Good	Excellent
No. of students	0	0	81	20	0
Percentage	0	0	80.19802	19.8019802	0



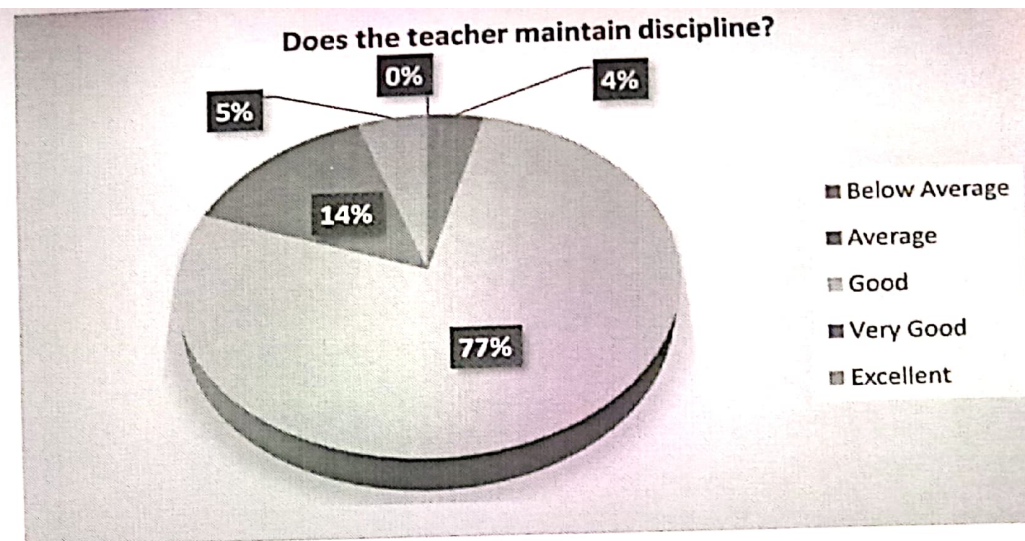
Que. 7) Do the teachers coordinate with students properly?

	Below Average	Average	Good	Very Good	Excellent
No. of students	0	3	82	11	5
Percentage	0	2.970297	81.18812	10.8910891	4.95049505



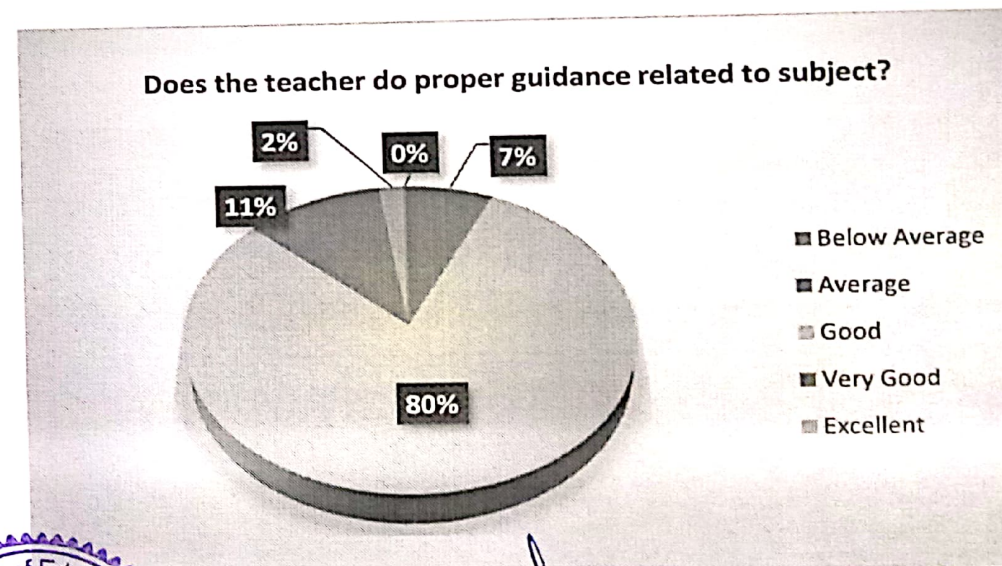
Que.8) Does the teacher maintain discipline?

	Below Average	Average	Good	Very Good	Excellent
No. of students	0	4	78	14	5
Percentage	0	3.960396	77.22772	13.8613861	4.95049505




Que.9) Does the teacher do proper guidance related to subject?

	Below Average	Average	Good	Very Good	Excellent
No. of students	0	7	81	11	2
Percentage	0	6.9306931	80.19802	10.8910891	1.98019802



Que.10) Give overall feedback of teacher in your own words.
The teaching style is very good and he is very supportive in nature.




[Signature]
PRINCIPAL
Brahma Valley College of Education
Anjaneri, Nashik

Feedback Of Librarian : Mr. Balu Topale



Que. 1) Does the librarian do his work punctually?

	Below Average	Average	Good	Very Good	Not Experienced
No. of students	0	15	69	17	0
Percentage	0	14.851485	68.31683	16.8316832	0



Que. 2) Does the librarian provide books according to student's needs?

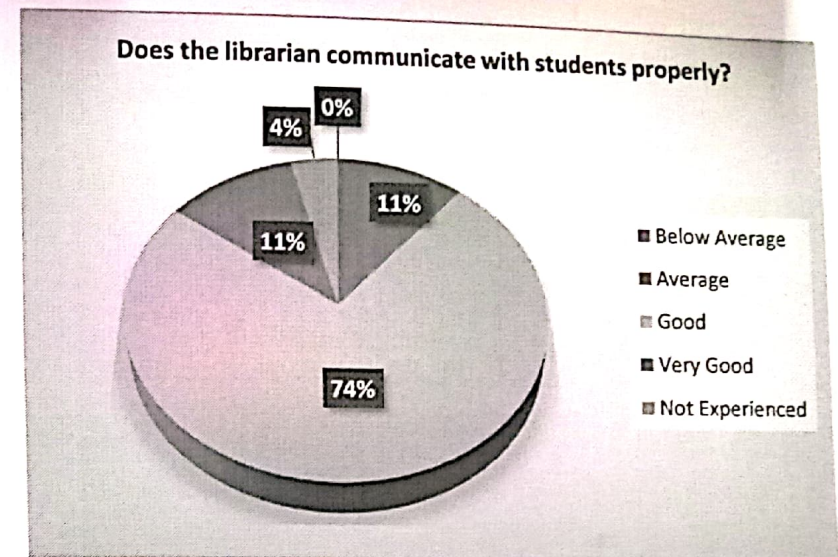
	Below Average	Average	Good	Very Good	Not Experienced
No. of students	0	13	84	3	1
Percentage	0	12.871287	83.16832	2.97029703	0.99009901



Radhesh
PRINCIPAL
 Brahma Valley College of Education
 Anjaneri, Nashik

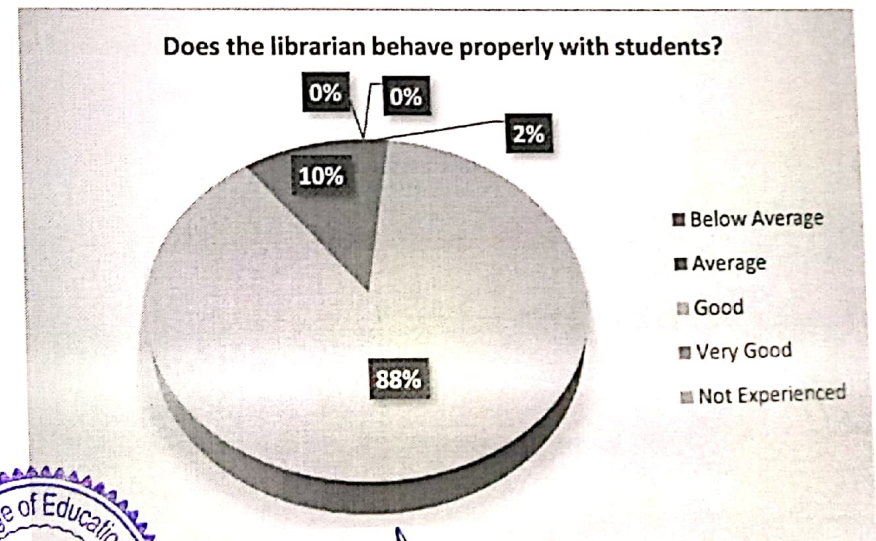
Que. 3) Does the librarian communicate with students properly?

	Below Average	Average	Good	Very Good	Not Experienced
No. of students	0	11	75	11	4
Percentage	0	10.891089	74.25743	10.8910891	3.96039604



Que.4) Does the librarian behave properly with students?

	Below Average	Average	Good	Very Good	Not Experienced
No. of students	0	2	89	10	0
Percentage	0	1.980198	88.11881	9.9009901	0

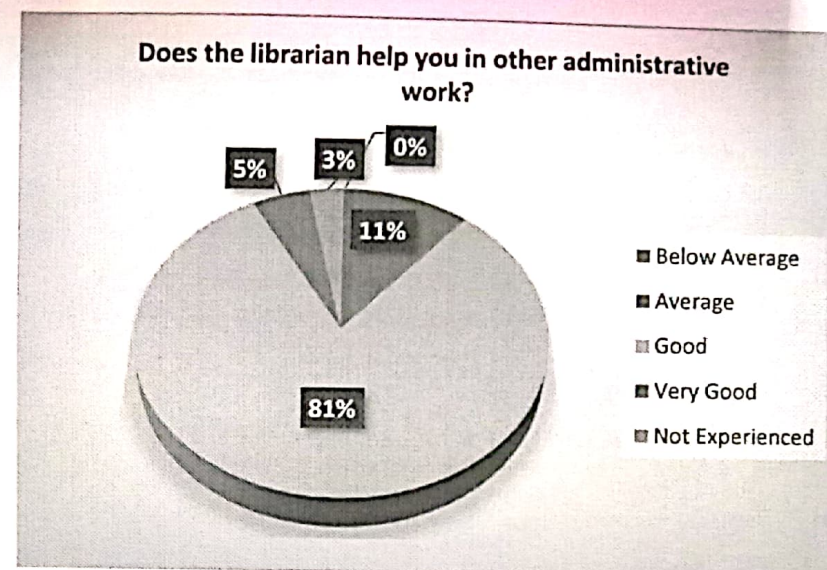


[Signature]
PRINCIPAL
 Brahma Valley College of Education
 Anjaneri, Nashik

Que.5) Does the librarian help you in other administrative work?

	Below Average	Average	Good	Very Good	Not Experienced
No. of students	0	11	82	5	3
Percentage	0	10.891089	81.18812	4.95049505	2.97029703

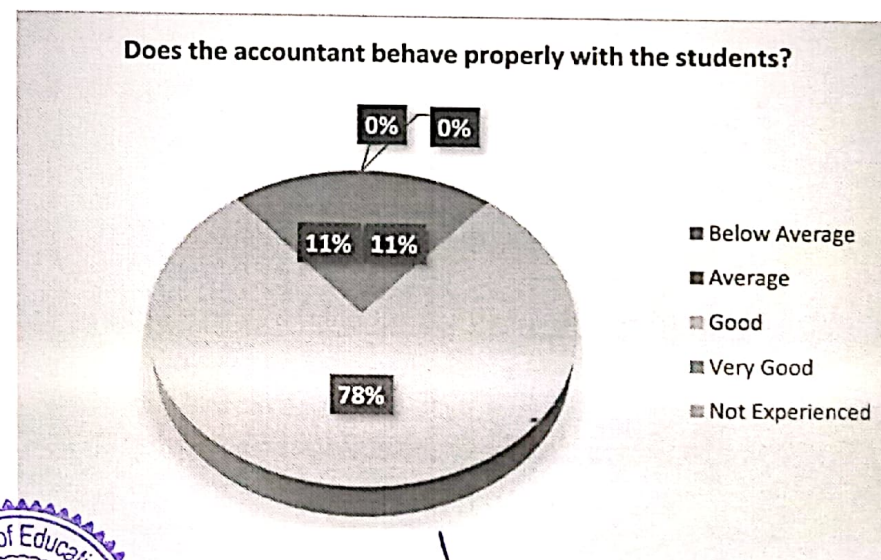
Que.6) Give overall feedback of librarian in your own words.
The librarian is very helpful by nature . He communicates very well with students.



Feedback Of Accountant : Mr. Sandip Narode

Que. 1) Does the accountant behave properly with the students?


	Below Average	Average	Good	Very Good	Not Experienced
No. of students	0	11	79	11	0
Percentage	0	10.891089	78.21782	10.8910891	0



Sandip Narode
PRINCIPAL
Brahma Valley College of Education
Anjaneri, Nashik


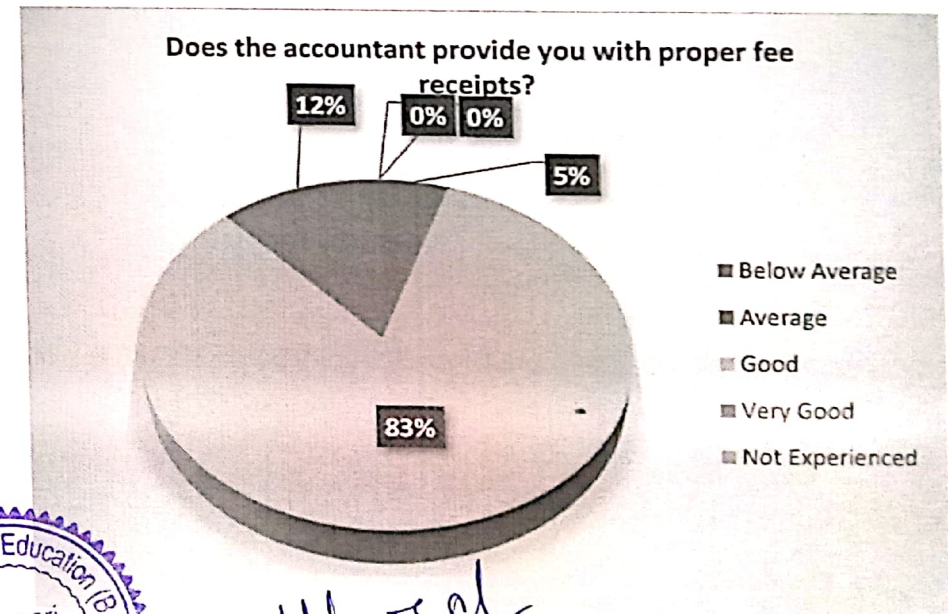
Que. 2) Does the accountant do his work process properly?

	Below Average	Average	Good	Very Good	Not Experienced
No. of students	0	14	81	6	0
Percentage	0	13.861386	80.19802	5.94059406	0



Que 3) Does the accountant provide you with proper fee receipts?

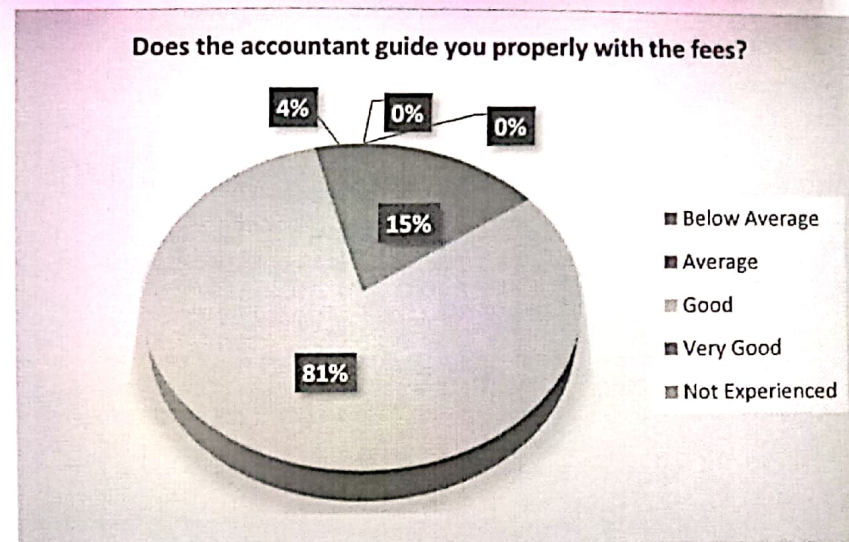
	Below Average	Average	Good	Very Good	Not Experienced
No. of students	0	5	84	12	0
Percentage	0	4.950495	83.16832	11.8811881	0



Adithyash
PRINCIPAL
 Brahma Valley College of Education,
 Anjaneri, Nashik

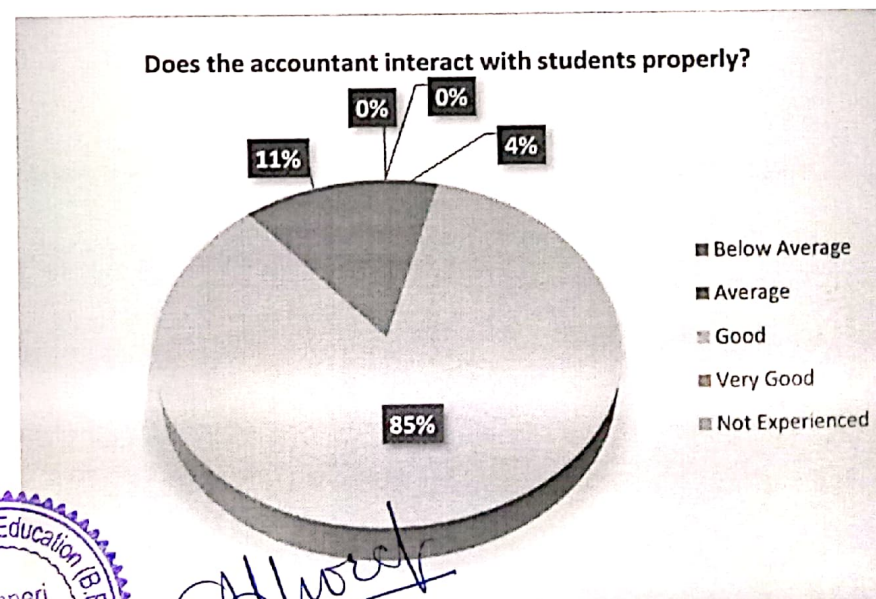
Que 4) Does the accountant guide you properly with the fees?

	Below Average	Average	Good	Very Good	Not Experienced
No. of students	0	15	82	4	0
Percentage	0	14.851485	81.18812	3.96039604	0



Que.5) Does the accountant interact with students properly?

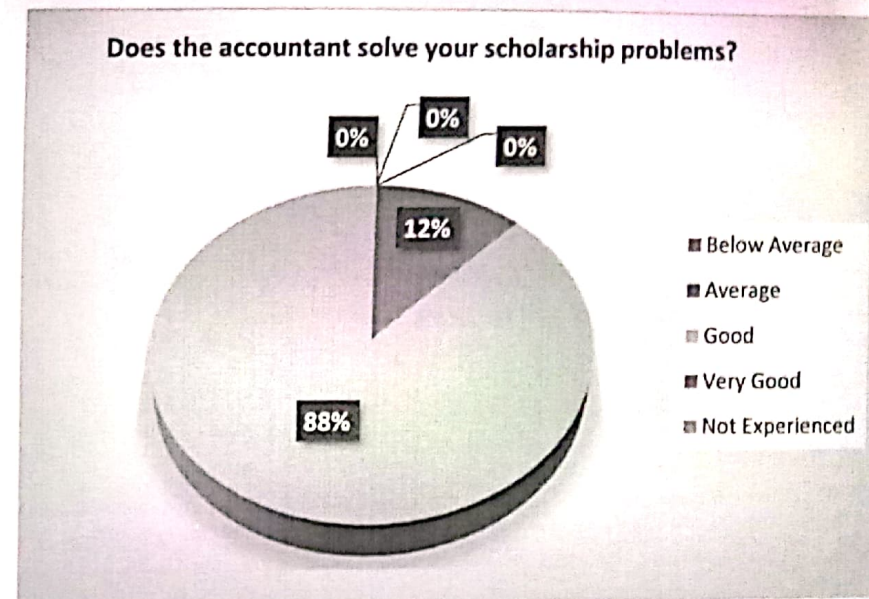
	Below Average	Average	Good	Very Good	Not Experienced
No. of students	0	4	86	11	0
Percentage	0	3.960396	85.14851	10.8910891	0



[Signature]
PRINCIPAL
 Brahma Valley College of Education,
 Anjaneri, Nashik

Que.6) Does the accountant solve your scholarship problems?

	Below Average	Average	Good	Very Good	Not Experienced
No. of students	0	12	89	0	0
Percentage	0	11.881188	88.11881	0	0


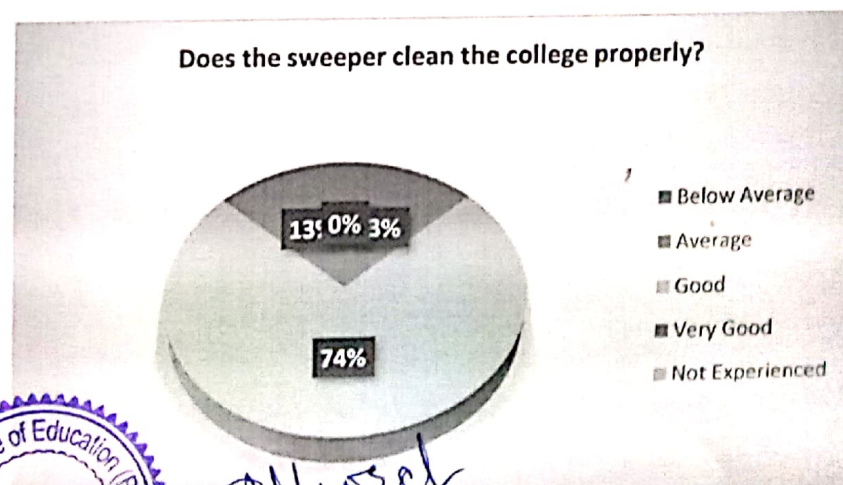


Que.7) Give overall feedback of accountant in your own words.
The accountant is very helpful by nature and he solve our scholarship problems.

Feedback Of Sweeper : Mangal Khatikade

Que .1) Does the sweeper clean the college properly?

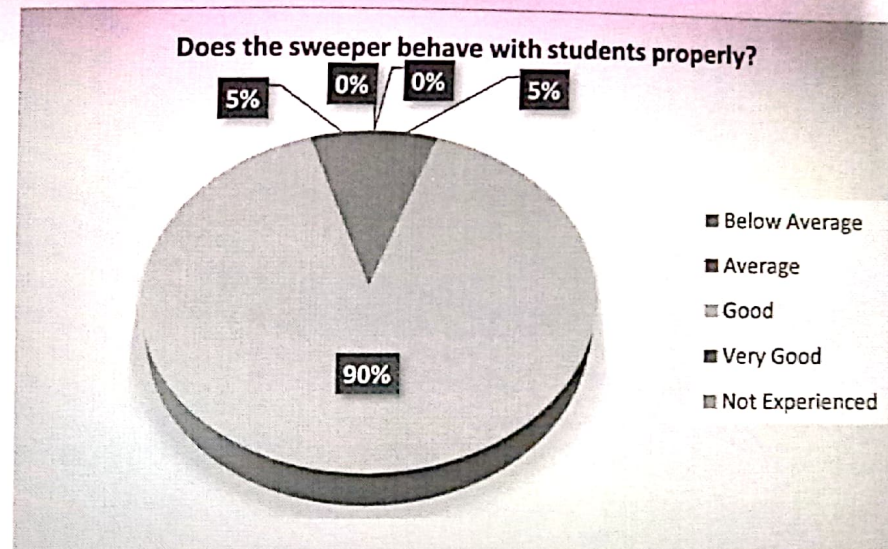
	Below Average	Average	Good	Very Good	Not Experienced
No. of students	0	13	75	13	0
Percentage	0	12.871287	74.25743	12.8712871	0



M. Khatikade
PRINCIPAL
Brahma Valley College of Education
Anjaneri, Nashik

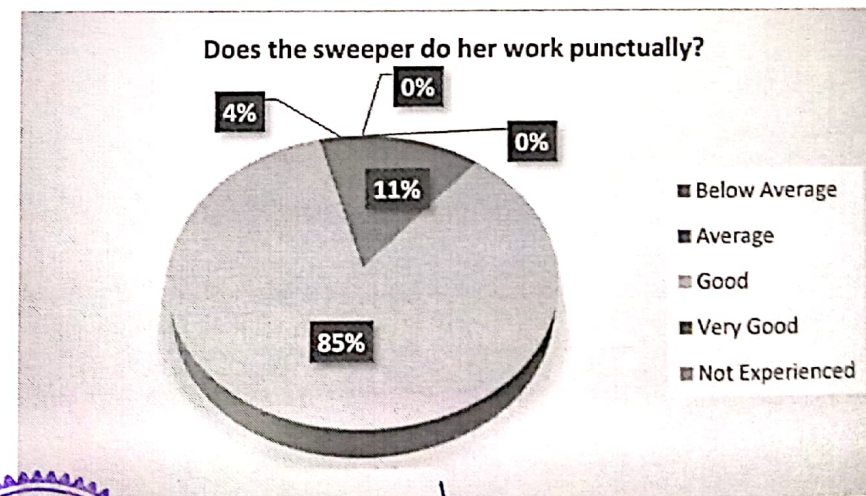
Que.2) Does the sweeper behave with students properly?

	Below Average	Average	Good	Very Good	Not Experienced
No. of students	0	5	91	5	0
Percentage	0	4.950495	90.09901	4.95049505	0




Que.3) Does the sweeper do her work punctually?

	Below Average	Average	Good	Very Good	Not Experienced
No. of students	0	11	86	4	0
Percentage	0	10.891089	85.14851	3.96039604	0



Que.6) Give overall feedback of sweeper in your own words.
Sweeper do her work properly and neatly.



[Signature]
PRINCIPAL
 Brahma Valley College of Education
 Anjaneri, Nashik