

NASHIK GRAMIN SHIKSHAN PRASARAK MANDAL'S  
**BRAHMA VALLEY COLLEGE OF  
EDUCATION, ANJANERI**

Course 108


**TEACHING COMPETENCY – I**

**अध्यापन क्षमता – १**

Micro-teaching , Integration & Simulation Lessons  
सूक्ष्म अध्यापन पाठ , सेतू पाठ व अभिरूप पाठ

**Asst. Prof. Kavita Kadam**

**M.Sc. ( Maths ) , M.Ed. SET , D.S.M.**



## Microteaching :


- Definition : Micro means small, microteaching simply means teaching in small scale.
- “ A scale down teaching encounter in class size and class time “. – **Allen (1996)**
- सूक्ष्माध्यापन = सूक्ष्म + अध्यापन
- सूक्ष्म प्रमाणात केलेले अध्यापन . लहान प्रमाणात केलेले अध्यापन .
- A teacher education technique which allows teacher to apply well define teaching skill to a carefully prepared lesson in a plan series of 5 minute encounter with small group of real class room student , often with the opportunity to observe the performance on videotape .

- **Bush (1968)**




## Purpose :

- To help individual teacher to develop or modifying specific teacher skill under control / teaching practice through immediate feedback.
- To bring instructional improvement by developing effective teaching skill among teacher.

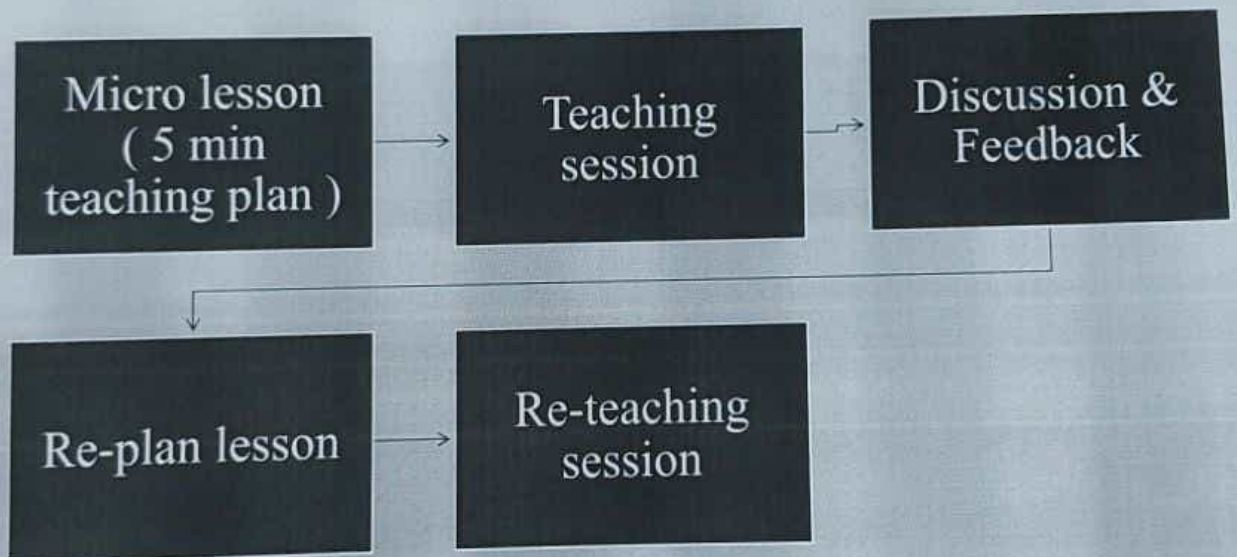


## Characteristics :

- It is real teaching that focus developing teaching skill. It includes:
  - 10-15 students
  - Duration of 5 minutes
  - Small topic of few objectives
  - One skill
  - It provides immediate feedback.
  - It provides opportunity to modifying behavior by repeating the performance.



## Steps of Microteaching :









## Steps in microteaching :

- Identifying teaching skill
- Planning for teaching
- Implementing the plan or microteaching
- Playing back of recorded microteaching session.
- Discussion and feedback
- Re-planning of the lesson
- Repetition of teaching session
- Replaying the recorded teaching act for discussion and feedback.



## Advantages of Microteaching :

- It focus on sharpening & developing specific teaching skills and eliminating errors .
- It enables understanding of behaviors important in class-room teaching .
- It increase the confidence of the learner teacher.
- It is vehicle of continuous training for both beginners and for senior teacher.
- It provides experts supervision and constructive feedback.





## Microteaching Skills / सूक्ष्मअध्यापनाची कौशल्ये :

- Set Induction / प्रस्तावना
- Black Board Writing / फलक लेखन
- Illustration / स्पष्टीकरण
- Stimulus Variation / चेतक बदल
- Questioning / प्रश्न कौशल्य
- Closure / समारोप



## 1) Set Induction / प्रस्तावना

- Effective Beginning / प्रभावी प्रारंभ
- Revival of previous knowledge / पूर्वज्ञान जागृती
- Arousing curiosity / जिज्ञासा निर्मिती
- Use of teaching Aids / शैक्षणिक साधनांचा वापर
- Linking with the unit / पाठ्यघटकाशी सांगड
- Statement of aim / हेतुकथन
- Title Writing / शिर्षक लेखन
- Creativity / Innovative / सृजनशीलता / नवनिर्मिती
- Time Management / वेळेचे नियोजन
- Effectiveness / प्रभावीपणा



## 2) Black Board Writing / फलक लेखन

- Size of the letters/ diagram / अक्षरे , आकृत्यांचा आकार
- Spacing between letter, word and lines /अक्षर ,शब्द आणि ओळींमधील अंतर
- Clarity of letters , diagrams and legibility / अक्षरे , आकृत्या यांच्यातील स्पष्टता आणि सुवाच्यता
- Correctness / अचूकता
- Writing in a straight line / सरळ रेषेत लिखाण
- Proper use of colored chalk / रंगीत खड्डांचा योग्य वापर
- Speed writing / Sketching / लेखन / आरेखन यांची गती
- Planning of Writing / sketching / लेखन / आरेखन यांचे नियोजन
- Time Management / वेळेचे नियोजन
- Effectiveness / प्रभावीपणा



### 3) Illustration Skill / स्पष्टीकरण कौशल्य

- Use of examples, rules / उदाहरणे , नियमांचा वापर
- Use of explanatory links / स्पष्टीकरण दुव्यांचा वापर
- Fluency in explanation / स्पष्टीकरणातील अस्खलितपणा
- Clarity in explanation / स्पष्टीकरणातील स्पष्टता
- Use of appropriate vocabulary / सुयोग्य शब्दार्थांचा वापर
- Use of teaching aids / शैक्षणिक साधनांचा वापर
- Planned repetition / नियोजित पुनरावृत्ती
- Consistency / सातत्य
- Time Management / वेळेचे नियोजन
- Effectiveness / प्रभावीपणा





#### 4) Stimulus Variation Skill / चेतक बदल कौशल्य

- Gestures of Teacher / शिक्षकाचे हावभाव
- Movement of Teacher / शिक्षकाची हालचाल
- Change in speech pattern / बोलण्याच्या पद्धतीतील बदल
- Change in sensory focus / संवेदन लक्ष्यातील बदल
- Change in interaction pattern / आंतरक्रियेच्या पद्धतीतील बदल
- Verbal Participation of students / विद्यार्थांचा शाब्दिक सहभाग
- Active Participation Of students / विद्यार्थांचा कृतियुक्त सहभाग
- Eye to Eye Contact / विद्यार्थांवर दृष्टीक्षेप
- Time Management / वेळेचे नियोजन
- Effectiveness / प्रभावीपणा





## 5) Questioning Skill / प्रश्न कौशल्य

- Clear and concise Questions / स्पष्ट आणि मुद्देसूद प्रश्न
- Grammatically correct questions / व्याकरणदृष्ट्या अचूक प्रश्न
- Thought Provoking Questions / विचार प्रवर्तक प्रश्न
- Logical Sequence of the questions / प्रश्नांचा तार्किक क्रम
- Inclusion of lower , middle and higher order questions / निम्न , मध्यम व उच्चस्तरीय प्रश्नांचा समावेश
- Clarity in asking questions / प्रश्न विचारण्यातील स्पष्टता
- Interrogative tone / प्रश्नार्थक स्वर
- Properly distributed in class / सर्वत्र प्रश्नांची विचारणा
- Time Management / वेळेचे नियोजन
- Effectiveness / प्रभावीपणा



## 6) Closure Skill / समारोप कौशल्य

- Revision of main points / मुख्य मुद्द्यांची उजळणी
- Linking between past & present knowledge / पूर्वज्ञान व प्राप्त ज्ञान यांची सांगड
- Linking with objectives of lesson पाठाच्या उद्दिष्टांची सांगड
- Recapitulation / संकलन
- Summary of Present knowledge / प्राप्त ज्ञानाचा सारांश
- Application / उपयोजन
- Relevance of present knowledge / प्राप्त ज्ञानाची समर्पकता
- Opportunity for future knowledge / भविष्यकालीन ज्ञानासाठी संधी
- Time Management / वेळेचे नियोजन
- Effectiveness / प्रभावीपणा



# Integration Lesson Plan / सेतुपाठ टाचन :

**INTEGRATION LESSON EVALUATION SCHEME (सेतुपाठ मूल्यांकन योजना)**

Teacher's Name: \_\_\_\_\_ Roll No. / Roll No. \_\_\_\_\_


Rating Scale: 1) Average 2) Satisfactory 3) Good 4) Excellent / पाठ्यक्रम: 1) औसत 2) संतोषजनक 3) उत्तम 4) उत्कृष्ट

No. / क्र.:	Steps / चरण:	Criteria / मानक:	Rating / मूल्यांकन			
			1	2	3	4
1	Lesson Start / पाठ शुरू	Clear Objectives / Clear Objectives				
2	Introduction / परिचय	Relevant in introducing / Relevant in introducing				
3		Kind of previous knowledge & linking with the topic / Kind of previous knowledge & linking with the topic				
4		Introduction of Aids & Title writing / Introduction of Aids & Title writing				
5		Clarity & Priority in Narration / Clarity & Priority in Narration				
6		Questions / Questions & appropriate answers / Questions / Questions & appropriate answers				
7	Preparation / Explanation / Demonstration / प्रारंभ / व्याख्यान / प्रदर्शन	Logical in thoughts presenting questions within a lesson / Logical in thoughts presenting questions within a lesson				
8		Characteristics of questions & reinforcement given in lesson / Characteristics of questions & reinforcement given in lesson				
9		Clear in speaking / Demonstration given in lesson / Clear in speaking / Demonstration given in lesson				
10		Clear in speaking / Demonstration given in lesson / Clear in speaking / Demonstration given in lesson				
11		Clarity in speaking / Demonstration given in lesson / Clarity in speaking / Demonstration given in lesson				
12	Type of Teaching Aids / Use of Examples / Type of Teaching Aids / Use of Examples					
13	Classroom / Management / कक्षा / प्रबंधन	Classroom / Management / कक्षा / प्रबंधन				
14		Properties of each skills / Properties of each skills				
15		Logical sequencing of skills / Logical sequencing of skills				
16		Ease to learn various skills / Ease to learn various skills				
17		Comprehension & teaching / Comprehension & teaching				
18	Time Management / Time Management	Time Management / Time Management				
19		Effective use of various skills / Effective use of various skills				
20		Handiness towards class / Handiness towards class				
(Qualitative feedback) / (Qualitative feedback)						



# Simulation Lesson Plan / अभिरूपपाठ टाचन :

SIMULATION LESSON EVALUATION SCHEME (अभिरूप पाठ मूल्यांकन योजना)							
Rating Scale 1) Satisfactory 2) Better 3) Satisfactory 4) Good 5) Excellent 1) 2) 3) 4) 5) 6) 7) 8) 9) 10) 11) 12) 13) 14) 15) 16) 17) 18) 19) 20)							
No. in Sr.	Steps	Criteria	1	2	3	4	5
1	Lesson Note	Read, Correct & Complete					
2		Review & simulating					
3	Introduction	Level of previous knowledge & linking with the topic					
4		Statement of aim & Title writing					
5		Clarity & Fluency in Narration / Description					
6		Questions / Class routine & practically connect					
7		Logical & thought provoking questions					
8	Presentation/ Explanation/ activities/ class exercise/ videos	Distribution of questions & Reinforcement					
9		Black Board Work					
10		Clarity in Reading / Demonstration					
11		Classroom interaction					
12		Use of Teaching Aids / Use of Examples					
13		Mastery over the content					
14	Recapitulation	As per objectives					
15		Students response					
16	Applications	Appropriate / Creative application					
17	Home Work	Appropriate / Activity based Home Work					
18		Inclusion of core elements, values & Life Skills					
19		Class control & Time Management					
20		Overall impression					
[Qualitative Feedback] comments							
Date							
Observer's Sign.							



*[Signature]*  
**PRINCIPAL**  
 Brahma Valley College of Education  
 Anjaneri, Nashik





iStock  
by Getty Images

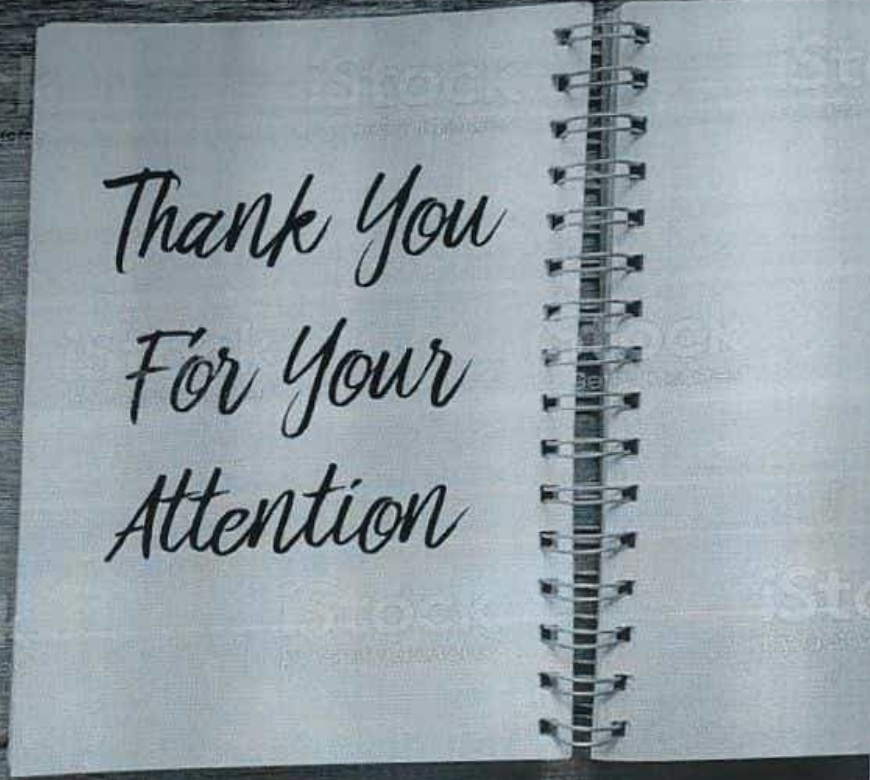
iStock  
by Getty Images



iStock  
by Getty Images



1200555757



Thank You  
For Your  
Attention

